



COLLECTION 2019

Pellegrino Artusi





WELCOME TO THE ART OF LIVING

THE PLEASURE OF PERFECTION

A close-up photograph of a person's hand painting a piece of pottery. The hand is holding a brush with a wooden handle and a metal ferrule. The brush is applying a yellowish liquid to a light-colored, textured surface. A small white bowl containing the liquid is visible in the lower right corner. The background is dark and out of focus.

**PASSION &
PRECISION**

EXPLORE THE ART OF LIVING

OVENS	60cm built-in compact/steam 70/90cm built-in double built-in	8
WARMING DRAWER		13
COOKTOPS	domino cooktops gas cooktops ceramic cooktops	24
FREESTANDING COOKERS	Maximus series Vulcan series	41
MICROWAVE OVENS	microwave oven convection microwave oven microwave oven trimkit	60
BENCHTOP SOLUTIONS	mini kitchen	61
BARBECUES		64
REFRIGERATION	bar refrigerators retro-style refrigerator	65
RANGEHOODS	canopy concealed undermount slideout	72
SINKS	Granitek stainless steel	83
TAP	mixer tap	106
DISHWASHERS	freestanding built-in	107
LAUNDRY	clothes dryers washing machine	113



A hand holding a wooden spoon over a pan, with a white text box overlaid.

OUR PHILOSOPHY

Welcome to Artusi cooking appliances. Inspired by the legendary Pellegrino Artusi, the father of Italian cuisine, we have created our range to live up to his legacy.

Times may have changed since he wrote 'The Science of Cooking and the Art of Eating well' but the essence of a lovingly prepared meal bringing people together will always remain.

Our products are designed with the modern day home cook in mind. Sleek lines and high in functionality and performance. And all are made to the highest global standards and go through rigorous testing procedures.

So whether you are a casual cook or a true artist in the kitchen, we want our cookers to play a part in your enjoyment of the principles laid down by Artusi himself.

Pellegrino Artusi

Pellegrino Marcello Artusi was born in the Tuscan hillside village of Forlimpopoli in 1820. With 12 siblings, food was an important topic in the Artusi household.

When the family moved to Florence he began working in finance whilst dedicating any spare time to his two favourite hobbies: Literature and Cooking.

It is at this time that his most famous work 'La scienza in cucina e l'arte di mangiare bene' (The Science of Cooking and the Art of Eating Well) started to take shape.

Artusi worshipped the scientific method of cooking. Every recipe was the result of extensive experiments, something his family encouraged as they knew they could always expect something interesting and different for dinner.

Artusi was the first to include recipes from all the different regions of Italy in a single cookbook. He is often credited with establishing a truly national Italian cuisine.

Much of what we know today about Italian food can be traced back to him and his truly revolutionary publication.

He may not have known it at the time, but Artusi encapsulated something that we all take for granted today and something that still brings the family together:

The Science of Cooking and the Art of Eating Well. It is with this philosophy in mind that we created the Artusi range of cooking appliances for today's home cook.




60CM BUILT-IN OVENS

AO651X MAXIMUS SERIES electric oven with programmable timer

- fingerprint-proof stainless steel
- 65 litres
- 9 functions — light, top and bottom element, fan assisted, base element, half grill, grill, fan grill, fan forced, pizza
- digital timer with touch controls
- EVER-Clean enamel interior
- thermostat 0–250°C
- knob control
- triple-glazed glass door
- flat, easy-clean inner glass door
- tangential fan ventilation
- 5 cooking levels



For technical diagrams please refer to 19–22
3.5kW/hr total electrical consumption
15 AMP electrical connection, hard wired



AO650GG MAXIMUS SERIES gas oven with digital clock & timer

- fingerprint-proof stainless steel
- 65 litres
- 5 functions — fan grill, static grill, fan assisted, lower flame, light
- digital clock/timer
- knob control panel
- Ultra Clean interior enamel
- 130–250°C thermostat
- 5 cooking levels
- tangential cooling fan
- triple-glazed glass door
- easy-clean inner glass door
- oven baking tray, oven shelf



For technical diagrams please refer to 19–22
1.2 kW/hr total electrical consumption
gas rating: 2.5 kWh (natural) | 2.1 kWh (ULPG)
10 AMP electrical connection, 3-pin plug fitted



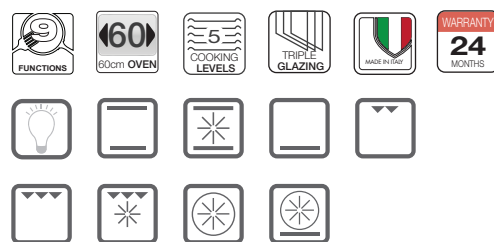
60CM BUILT-IN OVENS

AO650X MAXIMUS SERIES electric oven with bell timer

- fingerprint-proof stainless steel
- 65 litres
- 9 functions — light, top and bottom element, fan assisted, base element, half grill, grill, fan grill, fan forced
- 60-minute bell timer
- EVER-Clean enamel interior
- thermostat 0–250°C
- knob control
- triple-glazed glass door
- flat, easy-clean inner glass door
- tangential fan ventilation
- 5 cooking levels



For technical diagrams please refer to 19–22
3.5kW/hr total electrical consumption
15 AMP electrical connection, hard wired



CAO600X VULCAN SERIES electric oven with minute minder

- fingerprint-proof stainless steel
- 65 litres
- 5 functions — light, defrost, fan forced, fan grill, top & bottom element
- 120-minute countdown timer
- oven 'on' indicator light
- cavity cooling system
- 5 cooking levels
- thermostat 0–250°C
- removable door
- triple-glazed glass door
- baking tray
- chrome rack



For technical diagrams please refer to 19–22
2kW total electrical consumption
10 AMP electrical connection, 3-pin plug fitted



60CM BUILT-IN OVENS

AO601X/1 VULCAN SERIES electric oven with minute minder

- fingerprint-proof stainless steel
- also available in BLACK GLASS and WHITE GLASS
- easy installation with 10AMP 3-pin powerpoint plug fitted
- 65 litres net | 78 litres gross
- 5 functions — light, defrost, top and bottom element, fan grill, fan forced
- digital touch control clock with minute minder 0–60 min
- EVER-Clean enamel interior
- thermostat 0–250°C
- knob control
- triple glazed glass door
- full-glass inner door
- tangential fan ventilation
- 5 cooking levels
- telescopic easy-glide oven rail
- 1 x tray, 1 x chrome shelf



- i** For technical diagrams please refer to 19–22
- 2kW total electrical consumption
- 10 AMP 'plug and play' powerpoint connection, 3-pin plug fitted



60CM BUILT-IN OVENS

AO601B VULCAN SERIES electric oven with fully programmable touch-control clock

- black glass
- also available in STAINLESS STEEL or WHITE GLASS
- easy installation with 10AMP 3-pin powerpoint plug fitted
- 65 litres net | 78 litres gross
- 5 functions — light, defrost, top and bottom element, fan grill, fan forced
- digital touch control clock with minute minder 0–60 min
- EVER-Clean enamel interior
- thermostat 0–250°C
- knob control
- triple glazed glass door
- full-glass inner door
- tangential fan ventilation
- 5 cooking levels
- telescopic easy-glide oven rail
- 1 x tray, 1 x chrome shelf



- i** For technical diagrams please refer to 19–22
17–20 2kW total electrical consumption
10 AMP 'plug and play' powerpoint connection, 3-pin plug fitted

AO601W VULCAN SERIES electric oven with fully programmable touch-control clock

- white glass
- also available in STAINLESS STEEL or BLACK GLASS
- easy installation with 10AMP 3-pin powerpoint plug fitted
- 65 litres net | 78 litres gross
- 5 functions — light, defrost, top and bottom element, fan grill, fan forced
- digital touch control clock with minute minder 0–60 min
- EVER-Clean enamel interior
- thermostat 0–250°C
- knob control
- triple glazed glass door
- full-glass inner door
- tangential fan ventilation
- 5 cooking levels
- telescopic easy-glide oven rail
- 1 x tray, 1 x chrome shelf



2kW total electrical consumption
10 AMP electrical connection, 3-pin plug fitted

60CM BUILT-IN OVENS

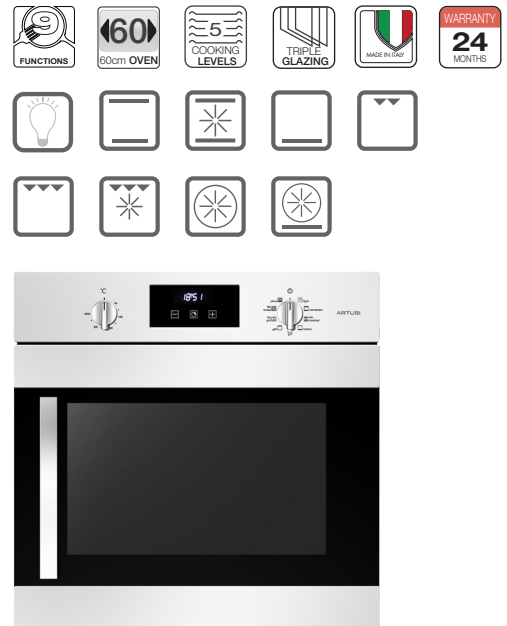
AOS652X MAXIMUS SERIES

side-opening electric oven with digital timer

- fingerprint-proof stainless steel
- 65 litres
- 9 functions —
- light, top and bottom element, fan assisted, base element, half grill, grill, fan grill, fan forced
- digital timer with touch controls
- EVER-Clean enamel interior
- thermostat 0–250°C
- knob control
- triple-glazed glass door
- side-opening reversible door
- flat, easy-clean inner glass door
- tangential fan ventilation
- 5 cooking levels



For technical diagrams please refer to 19–22
3.5kW/hr total electrical consumption
15 AMP electrical connection, hard wired



AO654XP MAXIMUS SERIES

pyrolytic electric oven digital timer

- stainless steel
- 65 litres
- 10 functions —
- light, defrost, top and bottom element, eco bake, fan forced, base heat + fan, fan grill, half grill, grill, pyrolytic cleaning
- digital timer with touch controls
- EVER-Clean enamel interior
- thermostat 0–250°C
- knob control
- quadruple-glazed glass door
- flat, easy-clean inner glass door
- tangential fan ventilation
- 5 cooking levels



For technical diagrams please refer to 19–22
3.5kW/hr total electrical consumption
15 AMP electrical connection, hard wired




45CM COMPACT BUILT-IN OVENS

AO450X MAXIMUS SERIES compact electric oven with minute timer

- fingerprint-proof stainless steel
- 43 litres
- 5 functions —
- light, top and bottom element, grill, fan grill, fan assisted
- minute minder
- control knobs
- EVER-Clean enamel cavity
- tangential cooling fan
- 3 cooking levels

- i** For technical diagrams please refer to 19–22
3.5kW/hr total electrical consumption
15 AMP electrical connection, hard wired



ACS045X MAXIMUS SERIES steam oven with grill

- stainless steel and glass exterior and stainless steel cavity
- 31 litres
- 2 x control knobs
- halogen lighting
- steam cooking (40–130°C)
- grill function
- combined steam and grill cooking
- electronic timer (6 buttons, white display)
- safe door
- door contact switch
- tangential cooling fan
- 1 x shelf
- 1 x tray
- 1 x perforated tray


- i** For technical diagrams please refer to 19–22
3.2 kW/hr total electrical consumption
15 AMP electrical connection, hard wired



AWD15X warming drawer

- internal shelf surface in black tempered glass
- preheating of pots and pans, coffee cups, dinner plates
- maintaining the temperature of cooked foods
- adjustable thermostat from 40– 70°C
- operating indicator light
- cool touch front panel
- connection cable with plug
- combinable with all AO series ovens

- i** For technical diagrams please refer to 19–22
0.4 kW/hr total electrical consumption
10 AMP lead and plug



75CM BUILT-IN OVENS

AO750X MAXIMUS SERIES

75cm electric oven with programmable timer

- fingerprint-proof stainless steel
- 81 litres
- 9 functions —
- light, top and bottom element, fan assisted, base element, half grill, grill, fan grill, fan forced, pizza
- touch-control programmable oven timer
- EVER-Clean enamel interior
- thermostat 0–250°C
- knob control
- triple-glazed glass door
- flat, easy-clean inner glass door
- tangential fan ventilation
- 5 cooking levels
- chrome wire shelves

- ⓘ For technical diagrams please refer to 19–22
3.5kW/hr total electrical consumption
15 AMP electrical connection, hard wired



90CM BUILT-IN OVENS

AO900X MAXIMUS SERIES

90cm electric oven with programmable timer

- fingerprint-proof stainless steel
- 81 litres
- 9 functions
- programmable touch control oven timer
- EVER-Clean enamel oven cavity
- knob controls
- triple-glazed glass door
- flat, easy-clean oven door
- tangential cooling fan
- 5 cooking levels
- baking tray
- metal grill

- i** For technical diagrams please refer to 19–22
3.5kW/hr total electrical consumption
15 AMP electrical connection, hard wired



CA0900X/1 VULCAN SERIES

90cm built-in electric oven

- fingerprint-proof stainless steel
- 100 litres
- 9 functions
- 120-minute timer
- EVER-Clean enamel oven cavity
- knob controls
- flat, easy-clean oven door
- triple-glazed glass door
- removable shelves
- cooling system
- turbo heating

- i** For technical diagrams please refer to 19–22
3.5kW/hr total electrical consumption
15 amp electrical connection, hard wired



60CM DOUBLE ELECTRIC OVEN

CAO888X/1 VULCAN SERIES double electric oven with digital timer

- fingerprint-proof stainless steel
- top oven: 35 litres (gross)
- lower oven: 55 litres (gross)
- top oven: 4 functions
- lower oven: 7 functions
- top oven: 4 cooking levels
- lower oven: 5 cooking levels
- lower oven: digital timer
- triple-glazed glass doors
- removal oven doors
- full-glass inner door
- 50–250°C thermostat
- 'ActivEnamel' easy-clean interior enamel
- one halogen light per cavity
- 4kW/hr total electrical consumption (2kW/hr each cavity)
- 15 AMP electrical connection, hard wired
- also available in BLACK GLASS and WHITE GLASS

i Standard Accessories: 2 baking dishes, 2 oven racks, 1 grill insert

For technical diagrams please refer to 19–22
4kW/hr total electrical consumption
hard wired



TOP OVEN



BOTTOM OVEN



60CM DOUBLE ELECTRIC OVEN

CAO888B VULCAN SERIES

double electric oven with digital timer

- stylish, toughened black glass
- top oven: 35 litres (gross)
- lower oven: 55 litres (gross)
- top oven: 4 functions
- lower oven: 7 functions
- top oven: 4 cooking levels
- lower oven: 5 cooking levels
- lower oven: digital timer
- triple-glazed glass doors
- full-glass inner door
- removal oven doors
- 50–250°C thermostat
- 'ActivEnamel' easy-clean interior enamel
- one halogen light per cavity
- 4kW/hr total electrical consumption (2kW/hr each cavity)
- 15 AMP electrical connection, hard wired
- also available in STAINLESS STEEL and WHITE GLASS

Standard Accessories: 2 baking dishes, 2 oven racks, 1 grill insert

For technical diagrams please refer to 19–22

4kW/hr total electrical consumption

hard wired



TOP OVEN



BOTTOM OVEN



CAO888W VULCAN SERIES

double electric oven with digital timer

- stylish, toughened white glass
- top oven: 35 litres (gross)
- lower oven: 55 litres (gross)
- top oven: 4 functions
- lower oven: 7 functions
- top oven: 4 cooking levels
- lower oven: 5 cooking levels
- lower oven: digital timer
- triple-glazed glass doors
- full-glass inner door
- removal oven doors
- 50–250°C thermostat
- 'ActivEnamel' easy-clean interior enamel
- one halogen light per cavity
- 4kW/hr total electrical consumption (2kW/hr each cavity)
- 15 AMP electrical connection, hard wired
- also available in STAINLESS STEEL and BLACK GLASS

Standard Accessories: 2 baking dishes, 2 oven racks, 1 grill insert

4kW/hr total electrical consumption

hard wired



TOP OVEN



BOTTOM OVEN



60CM DOUBLE ELECTRIC OVEN

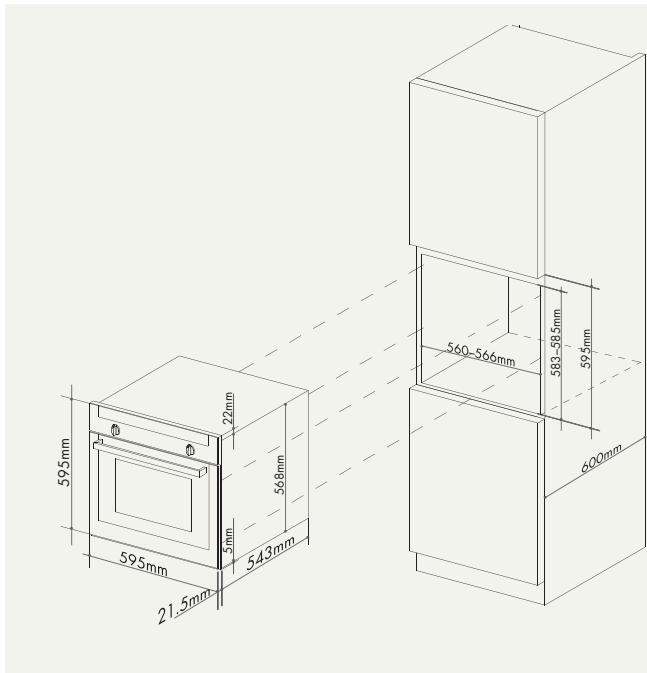
AO888X MAXIMUS SERIES double electric oven with digital timer & touch controls

- fingerprint-proof stainless steel
- 36 litres (top oven)
- 65 litres (main oven)
- 4 + 4 functions
- digital timer with touch controls
- EVER-Clean enamel interior
- thermostat 0–250°C
- knob control
- triple-glazed glass doors
- flat, easy-clean inner glass door
- tangential fan ventilation
- 5 cooking levels (main oven)
- 2 cooking levels (top oven)

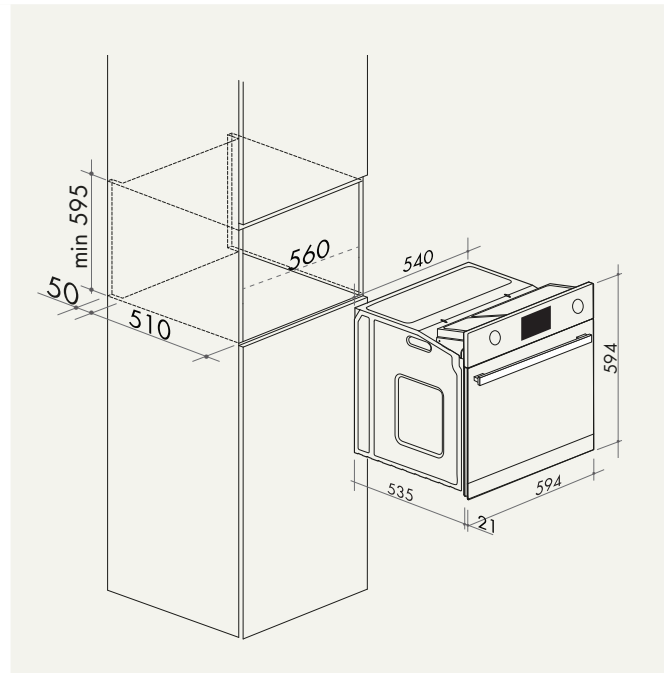
For technical diagrams please refer to 19–22
4.25 kW/hr total electrical consumption
15 AMP electrical connection, hard wired



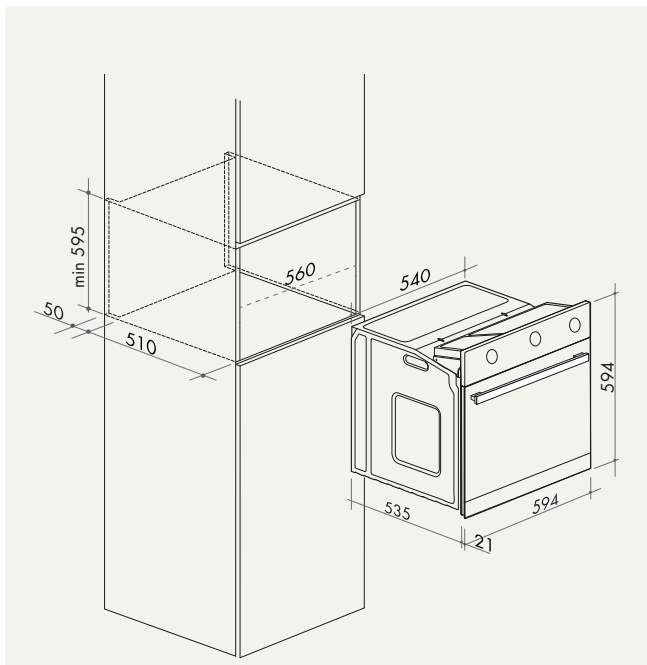
TECHNICAL INFORMATION



CAO600X



AO650X & AO651X

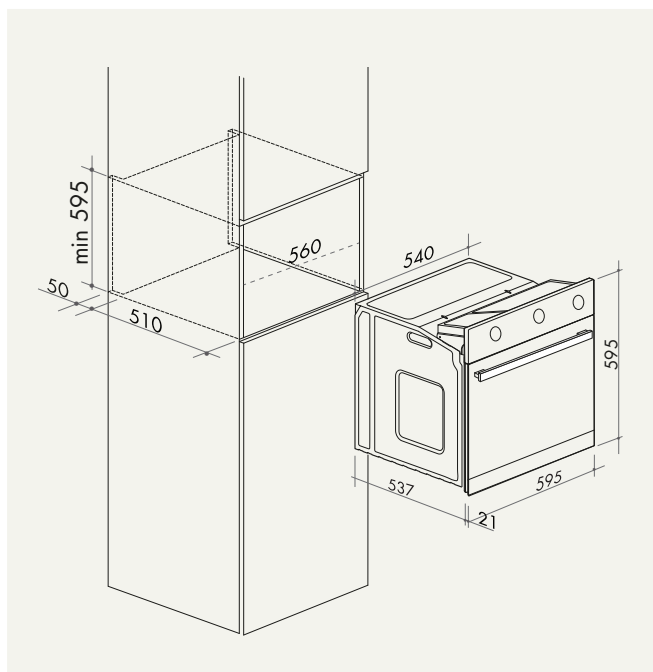


AO650GG

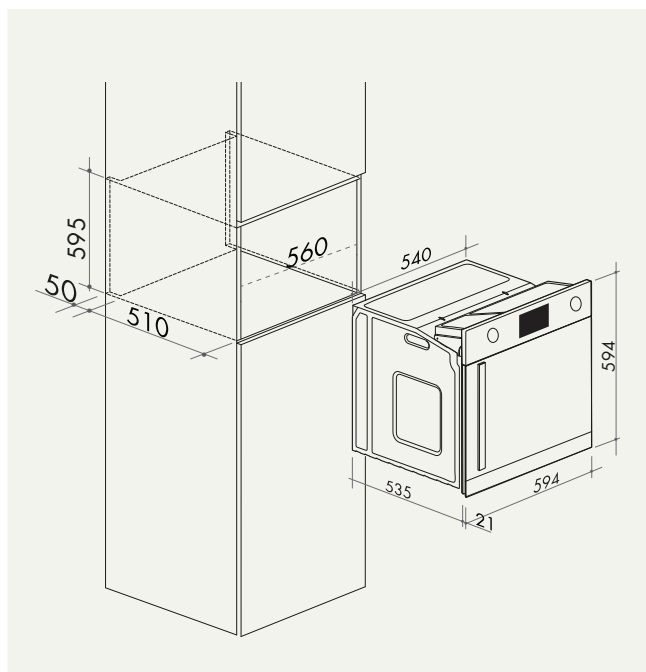
PLEASE NOTE:

All technical drawings are supplied as a general reference only. They are not to scale and are provided as a guide only. For detailed instructions, please refer to your user guide. All cutouts should only be made after physical measurement of the appliance. Appliances that require hard wiring and/or plumbing should be installed by professional tradesmen.

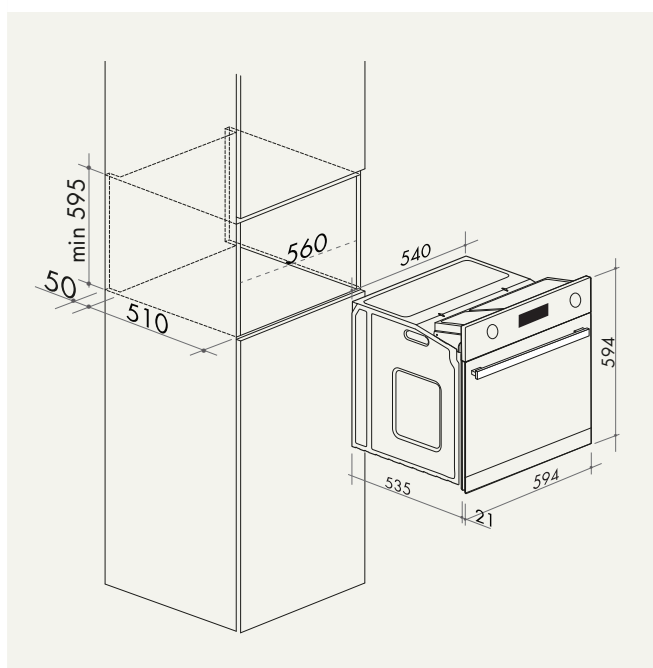
TECHNICAL INFORMATION



AO601X/1 | AO601B | AO601W

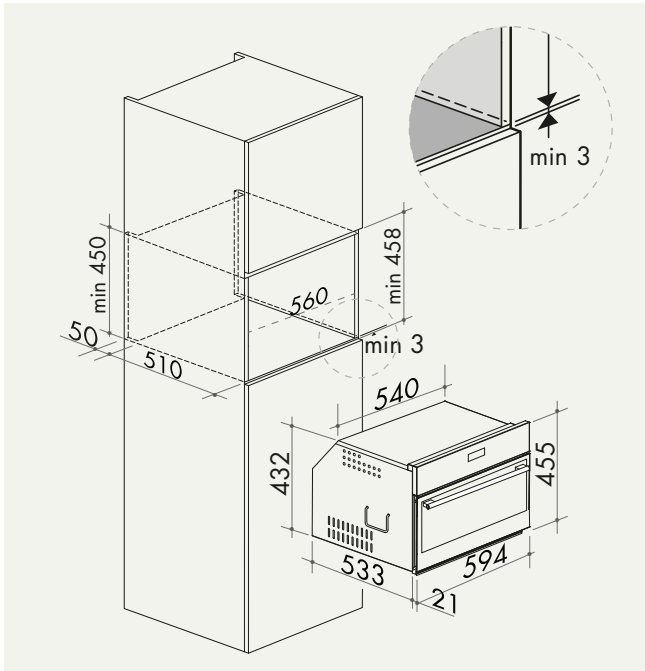


AOS652X

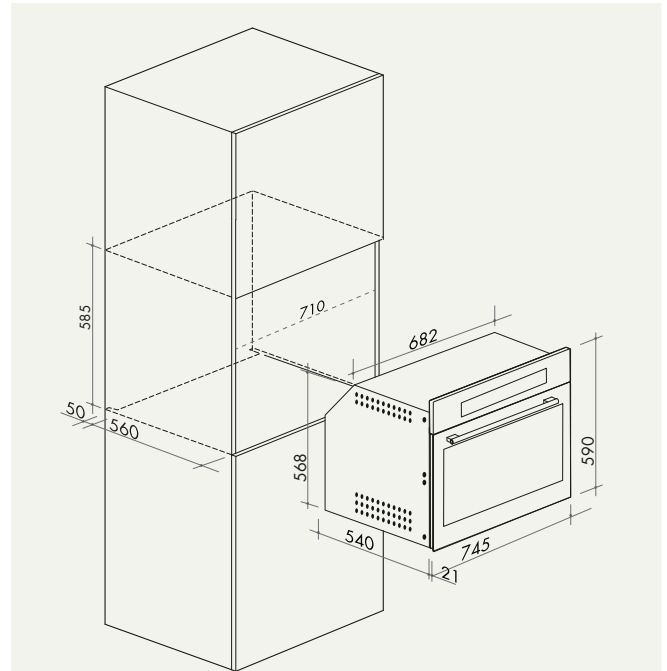


AO654XP

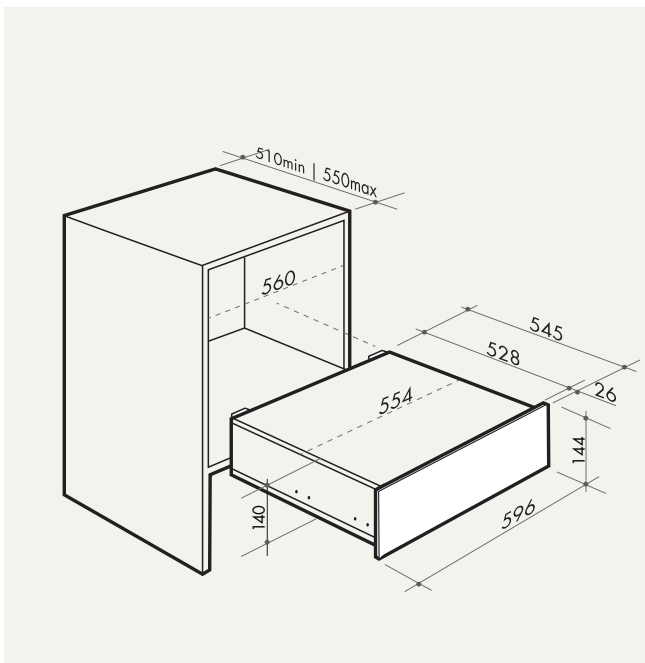
TECHNICAL INFORMATION



AO450X | ASC045X



A0750X

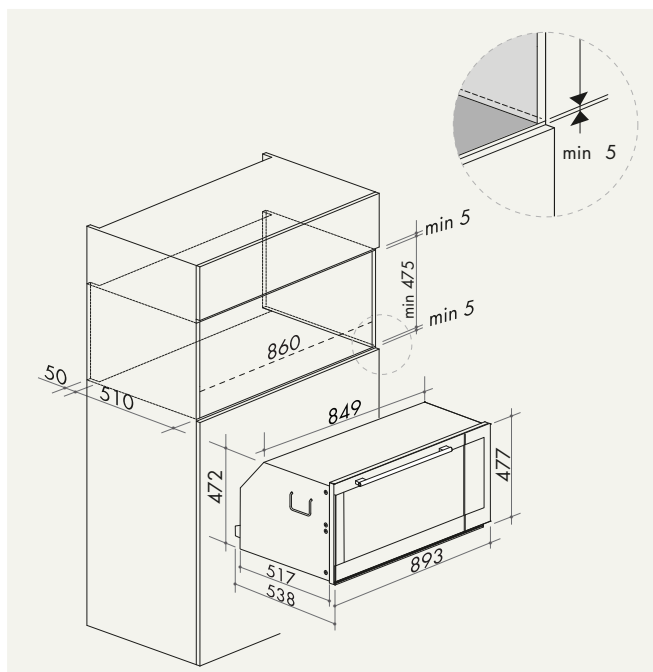


AWD15X

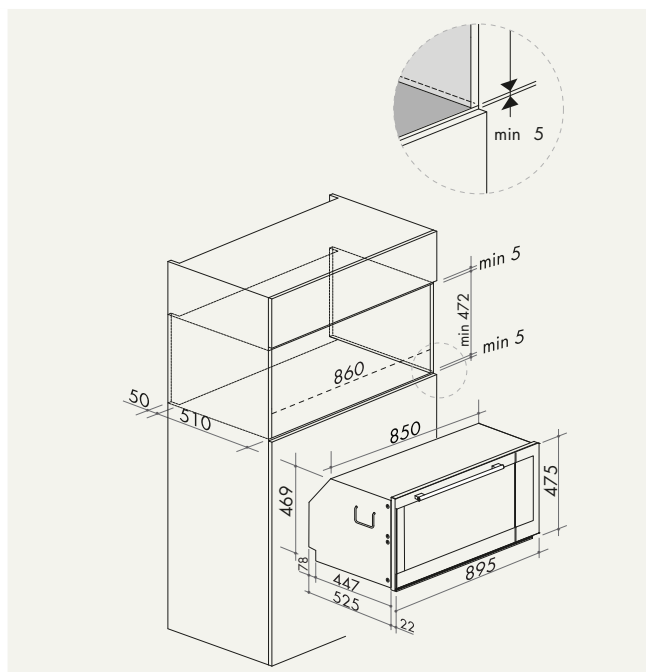
PLEASE NOTE:

All technical drawings are supplied as a general reference only. They are not to scale and are provided as a guide only. For detailed instructions, please refer to your user guide. All cutouts should only be made after physical measurement of the appliance. Appliances that require hard wiring and/or plumbing should be installed by professional tradesmen.

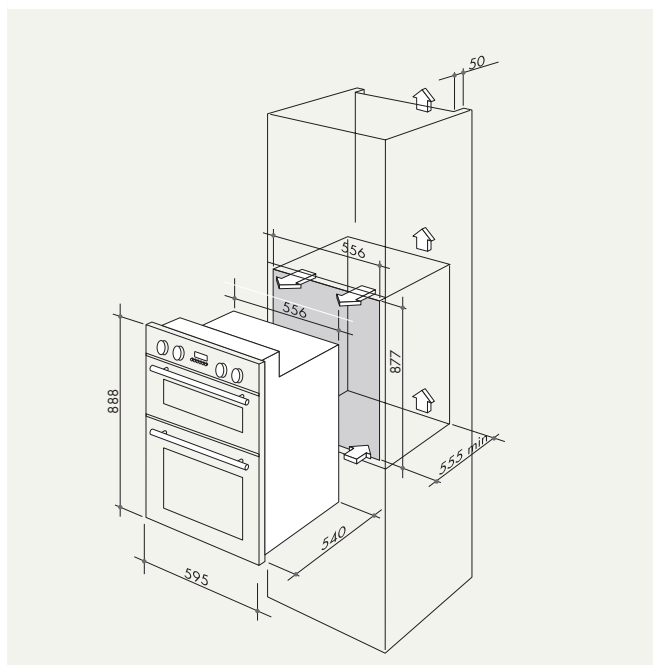
TECHNICAL INFORMATION



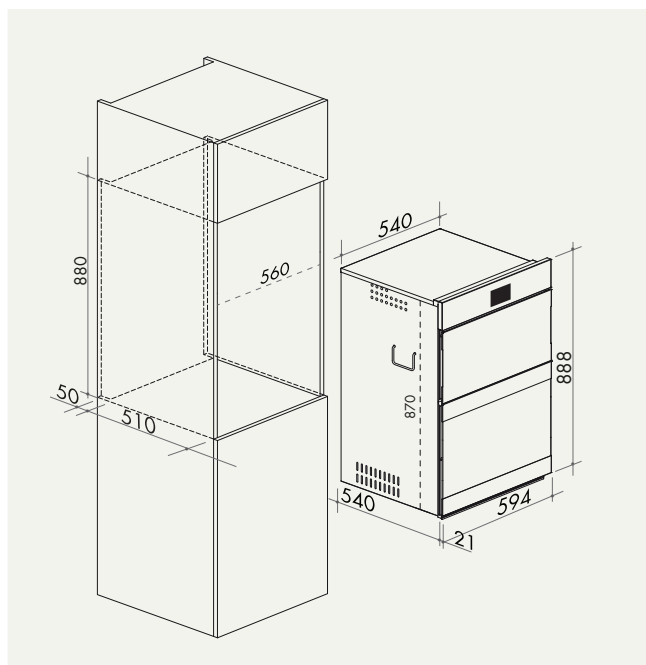
A0900X



CAO900X



CAO888X/1 | CAO888W | CAO888B



AO888X

PLEASE NOTE:

All technical drawings are supplied as a general reference only. They are not to scale and are provided as a guide only. For detailed instructions, please refer to your user guide. All cutouts should only be made after physical measurement of the appliance. Appliances that require hard wiring and/or plumbing should be installed by professional tradesmen.



DOMINO COOKTOPS

AGH30XFFD

domino gas cooktop

- stainless steel
- front: 1.0 kW/hr
- rear: 3.0 kW/hr
- topmount
- 2 gas burners — simmer and rapid
- black enamel trivets and burner caps
- flame failure device fitted to each burner
- automatic electronic ignition

i For technical diagrams please refer to page 36–39
3-pin plug and cord: 10 AMP GPO




CACC32

domino ceramic cooktop

- black ceramic glass
- front: Ø140mm, 1200W
- rear: Ø180mm, 1800W
- 2 heat zones
- residual heat indicators
- easy-clean surface
- touch control
- child safety lock
- 9 heat levels per zone
- 99-minute timer
- automatic safety cutoff
- low profile

i For technical diagrams please refer to page 36–39
electrical connection 220–240V, hard wired
520X300X40mm
CUTOUT: 280X496mm




DOMINO COOKTOPS

CACC30

domino ceramic cooktop



- black ceramic glass
- front: Ø165mm, 1200W
- rear: Ø200mm, 1800W
- 2 heat zones
- residual heat indicators
- easy-clean surface
- touch control
- child safety lock
- 9 heat levels per zone
- 99-minute timer
- automatic safety cutoff
- low profile



i For technical diagrams please refer to page 36–39
electrical connection 220–240V, hard wired

AID32

domino induction cooktop



- black glass
- rear: Ø210mm, 2 kW
- front: Ø140mm, 1.5 kW
- 9 heat levels per zone
- sensor touch controls
- thermal overload protection
- hot surface indicator
- child lock
- automatic pan detection
- CUTOFF: 268x500mm



i For technical diagrams please refer to page 36–39
hard wired

60CM GAS COOKTOPS

AGH65X

60cm gas cooktop with Flame Failure

- stainless steel
- front left wok: 3.5 kW/hr
- rear left auxiliary: 1.75 kW/hr
- front right semi-rapid: 1.0 kW/hr
- rear right semi-rapid: 1.75 kW/hr
- topmount
- 4 gas burners, including wok
- cast-iron trivets, wok cradle and burner caps
- automatic electronic ignition
- flame failure device fitted to each burner

i For technical diagrams please refer to page 36–39
3-pin plug and cord



CAGH600CIX

60cm gas cooktop with Flame Failure

- stainless steel
- 4 gas burners, including wok:
- wok: 3.8 kW/hr | 13.3 MJ/hr
- 2 x semi-rapid: 1.75 kW/hr | 5.25 MJ/hr
- auxiliary: 1.0 kW/hr | 3 MJ/hr
- topmount
- cast-iron trivets and burner caps
- automatic electronic ignition
- flame failure device fitted to each burner

i For technical diagrams please refer to page 36–39
3-pin plug and cord: 10 amp GPO required



60CM GAS COOKTOPS

CAGH600X

60cm gas cooktop with Flame Failure

- stainless steel
- 4 gas burners, including wok:
- wok: 3.8 kW/hr | 13.3 MJ/hr
- 2 x semi-rapid: 1.75 kW/hr | 5.25 MJ/hr
- auxiliary: 1.0 kW/hr | 3 MJ/hr
- topmount
- cast-iron trivets
- automatic electronic ignition
- flame failure device fitted to each burner
- 3-pin plug and cord

i For technical diagrams please refer to page 36–39
3-pin plug and cord: 10 amp GPO required



70CM GAS COOKTOPS

AGH70XFFD

72cm gas cooktop LEFT WOK with Flame Failure

- stainless steel
- left wok: 3.5 kW/hr
- 1x auxiliary: 1.0 kW/hr
- 2x semi-rapid: 1.75 kW/hr
- rapid: 3.1 kW/hr
- topmount
- 5 gas burners, including wok
- stainless steel
- cast-iron trivets, wok cradle and burner caps
- flame failure device fitted to each burner
- automatic electronic ignition

i For technical diagrams please refer to page 36–39
3-pin plug and cord



AGH71XFFD

72cm gas cooktop CENTRE WOK with Flame Failure

- stainless steel
- centre wok: 3.5 kW/hr
- 1x auxiliary: 1.0 kW/hr
- 2x semi-rapid: 1.75 kW/hr
- rapid: 3.1 kW/hr
- topmount
- 5 gas burners, including wok
- stainless steel
- cast-iron trivets, wok cradle and burner caps
- flame failure device fitted to each burner
- automatic electronic ignition

i For technical diagrams please refer to page 36–39
3-pin plug and cord




70CM GAS COOKTOPS

CAGH75X

70cm gas cooktop with Flame Failure



- 1x wok: 3.8 kW/hr | 13.3 MJ/hr
- 1x auxiliary: 1.0 kW/hr | 3.5 MJ/hr
- 2x semi-rapid: 1.75 kW/hr | 6.125 MJ/hr
- rapid: 3.0 kW/hr | 10.5 MJ/hr
- TOTAL: 11.3 kW/hr | 39.55 MJ/hr
- topmount
- 5 gas burners, including centre wok
- stainless steel
- cast-iron trivets, wok cradle and burner caps
- Flame Failure device fitted to each burner
- cast-aluminium burners
- automatic electronic ignition
- compact cutout means it fits into same size hole as most 60cm cooktops



- ❗ For technical diagrams please refer to page
3-pin plug and cord: 10 amp GPO required

90CM GAS COOKTOPS

AGH90XFFD

90cm gas cooktop with Flame Failure

- stainless steel
- 2 x wok: 3.5 kW/hr
- 1x auxiliary: 1.0 kW/hr
- 2x semi-rapid: 1.75 kW/hr
- rapid: 3.1 kW/hr
- topmount
- 6 gas burners, including 2 x wok
- stainless steel
- cast-iron trivets, wok cradle and burner caps
- flame failure device fitted to each burner
- automatic electronic ignition

i For technical diagrams please refer to page 36–39
3-pin plug and cord



AGH91XFFD

90cm gas cooktop with Flame Failure

- stainless steel
- 1 x wok: 3.5 kW/hr
- 1x auxiliary: 1.0 kW/hr
- 2x semi-rapid: 1.75 kW/hr
- rapid: 3.1 kW/hr
- topmount
- 5 gas burners, including wok
- stainless steel
- cast-iron trivets, wok cradle and burner caps
- flame failure device fitted to each burner
- automatic electronic ignition

i For technical diagrams please refer to page 36–39
3-pin plug and cord



90CM GAS COOKTOPS

CAGH95X

90cm gas cooktop with Flame Failure



- stainless steel
- 1x wok: 3.6 kW/hr
- 1x auxiliary: 1.0 kW/hr
- 2x semi-rapid: 1.75 kW/hr
- rapid: 3.0 kW/hr
- TOTAL: 11.1 kW/hr
- topmount
- 5 gas burners, including wok
- stainless steel
- enamel trivets, wok cradle and burner caps
- Italian Sabaf burners
- automatic electronic ignition




- i** For technical diagrams please refer to page
3-pin plug and cord: 10 amp GPO required

CERAMIC COOKTOPS


CACC604 & CACC704 ceramic cooktops

- black ceramic glass
- front left: 1800W | 200mm
- rear left: 1200W | 165mm
- front right: 1200W | 165mm
- rear right: 1000W | 200mm
- 4 heat zones
- residual heat indicators
- easy-clean surface
- knob control
- child safety lock
- 9 heat levels per zone
- automatic safety cutoff
- low profile

i For technical diagrams please refer to page 36–39
total power consumption: 5.5 kW/hr, hard wired



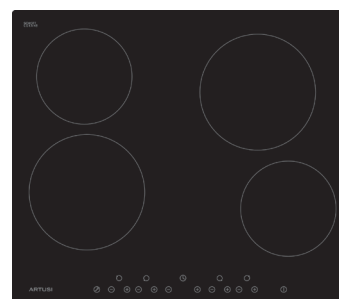
Pictured: CACC604



Pictured: CACC704

CACC60 60cm ceramic cooktop

- black ceramic glass
- front left: 1800W
- rear left: 1200W
- front right: 1200W
- rear right: 1800W
- 4 heat zones
- residual heat indicators
- easy-clean surface
- touch control
- child safety lock
- 9 heat levels per zone
- 99-minute timer
- automatic safety cutoff
- low profile



i For technical diagrams please refer to page 36–39
total power consumption: 6 kW/hr, hard wired

CERAMIC COOKTOPS

CACC70 70cm ceramic cooktop



- black ceramic glass
- front left: 1800W
- rear left: 1200W
- front right: 1200W
- rear right: 1000W, boost 2200W
- 4 heat zones (including 1 x dual zone)
- residual heat indicators
- easy-clean surface
- touch control
- child safety lock
- 9 heat levels per zone
- 99-minute timer
- automatic safety cutoff
- low profile

i For technical diagrams please refer to page 36–39
total power consumption: 6.4 kW/hr, hard wired



CACC90 90cm ceramic cooktop



- black ceramic glass
- front left: 1800W
- rear left: 1200W
- middle: 1100W | extension 2000W
- front right: 1200W
- rear right: 1000W, 2200W
- 5 heat zones (including 2 x dual zone)
- residual heat indicators
- easy-clean surface
- sensor touch control
- child safety lock
- 9 heat levels per zone
- pan sensor
- 99-minute timer
- automatic safety cutoff
- low profile

i For technical diagrams please refer to page 36–39
total power consumption: 7.2 kW/hr, hard wired



INDUCTION COOKTOPS

AID61

60cm induction cooktop

- black glass
- front left: 190mm, 1400W, BOOST 1850W
- rear left: 160mm, 1400W
- rear right: 190mm, 1400W, BOOST 1850W
- front right: 160mm, 1400W
- minimum diameter detection: 100mm
- touch control
- 9 heat levels per zone
- BOOST function on 2 zones (front left, rear right)
- cooking zone will de-activate when pan is removed
- 4 timers/simultaneous use
- residual heat indicator
- automatic safety cutoff
- child safety lock
- standby consumption <0.5 W

i For technical diagrams please refer to page 36–39
240V, 25 AMP, single phase
total power consumption: 6.5 kW/hr, hard wired




AID63

60cm induction cooktop

- black glass
- front left: 180mm, 1400W, BOOST 1850W
- rear left: 180mm, 1400W, BOOST 1850W
- right: 270mm, 1850W, BOOST 2100W
- touch control
- 9 heat levels per zone
- BOOST function on 3 zones
- cooking zone will de-activate when pan is removed
- 4 timers/simultaneous use
- residual heat indicator
- automatic safety cutoff
- child safety lock
- standby consumption <0.5 W

i For technical diagrams please refer to page 36–39
25 AMP, single phase
total power consumption: 5.8 kW/hr, hard wired




INDUCTION COOKTOPS

AID784

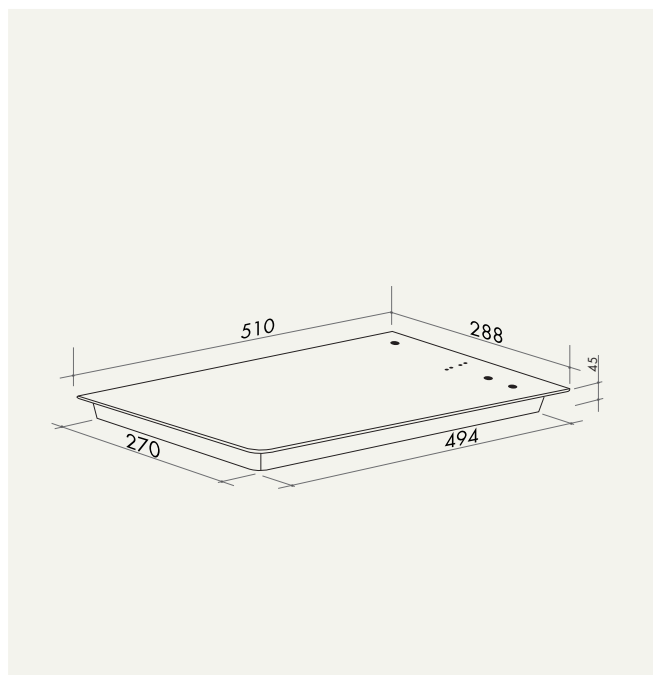
78cm induction cooktop

- KeraBlack+ glass with bevelled edges
- front/rear left zones: flexi-zone 1400W (2000W with boost)
- rear right zone: 200mm, 2300W (3000W with boost)
- front right zone: 160mm, 1400W
- ergonomic design
- slider touch control with direct access to
- 11 heating levels (0–9 + keep warm + boost)
- 2 x boosters
- 4 x timers (can be used simultaneously)
- egg timer
- stop and go (pause + memory)
- child safety lock
- zone bridge function
- residual heat indicator
- control panel lock

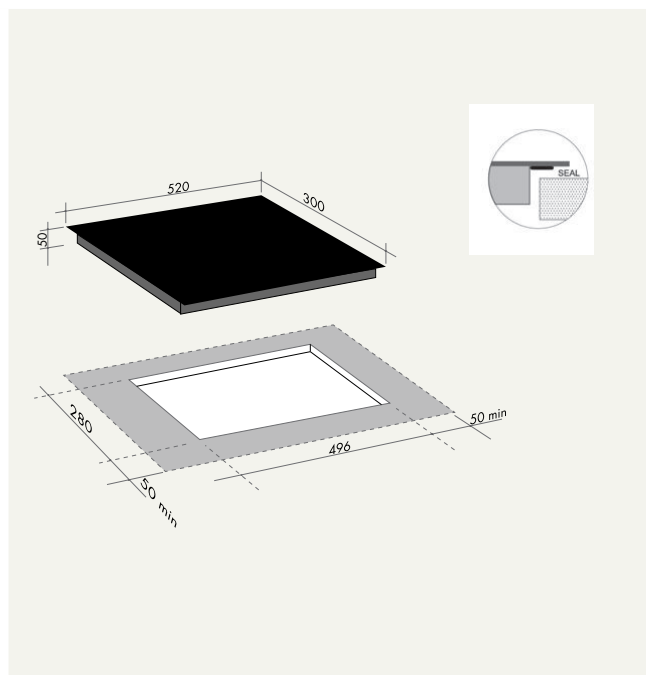
i For technical diagrams please refer to page 36–39
total electrical consumption: 7.1 kW/h, hard wired



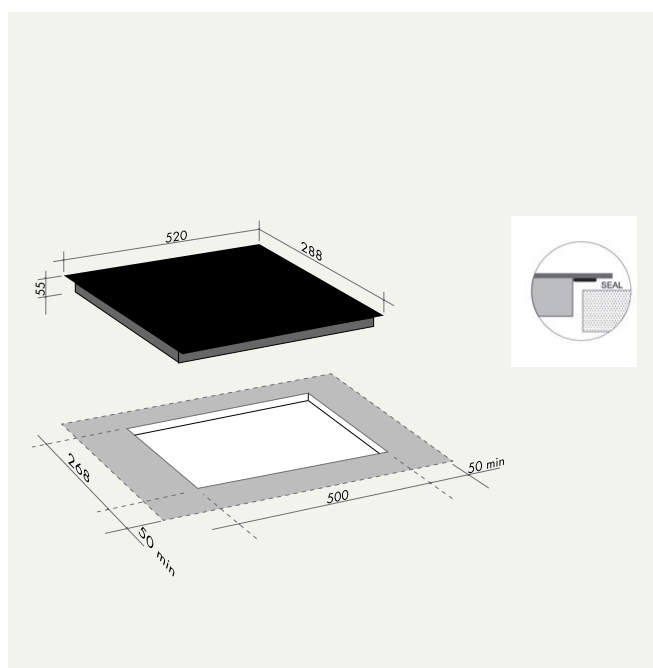
TECHNICAL INFORMATION



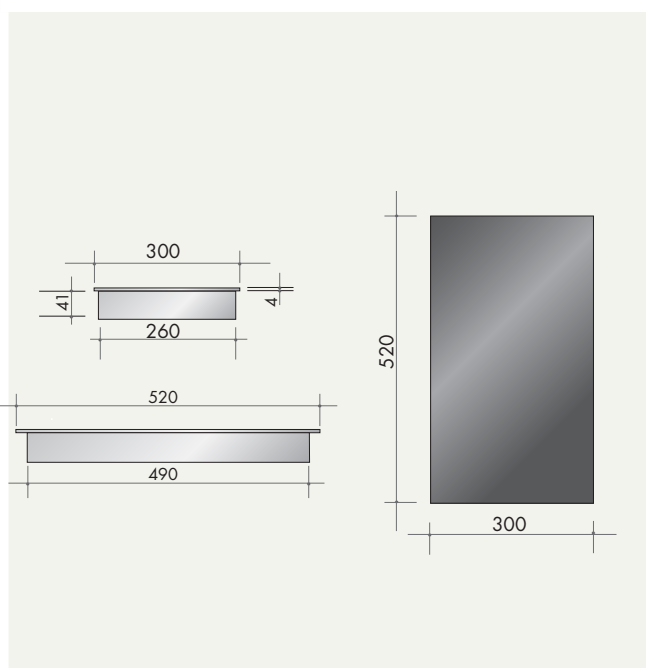
AGH30XFFD



CACC32



CACC30

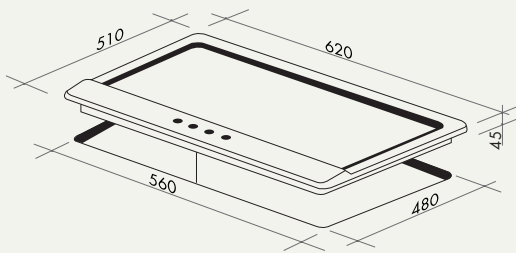


AID32

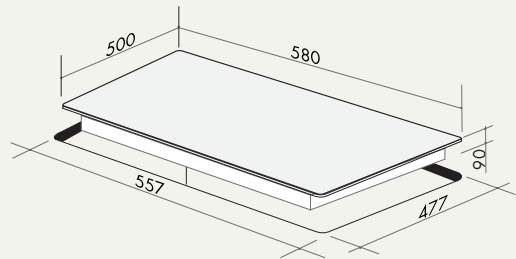
PLEASE NOTE:

All technical drawings are supplied as a general reference only. They are not to scale and are provided as a guide only. For detailed instructions, please refer to your user guide. All cutouts should only be made after physical measurement of the appliance. Appliances that require hard wiring and/or plumbing should be installed by professional tradesmen.

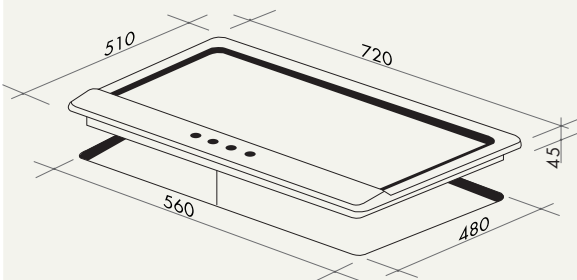
TECHNICAL INFORMATION



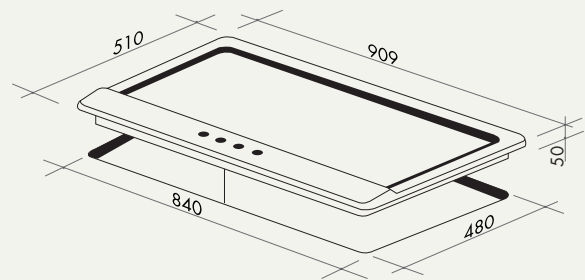
AGH64X | AGH65X



CAGGH600CIX | CAG600X



AGH70XFFD | AGH71XFFD

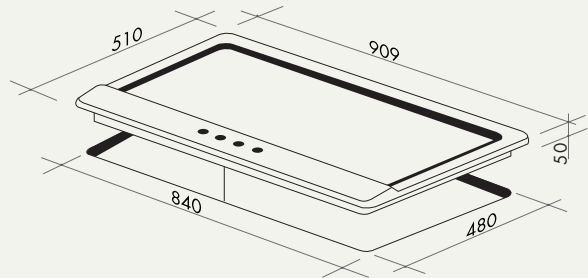
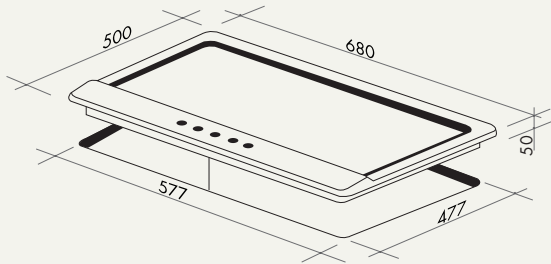


AGH90XFFD | AGH91XFFD

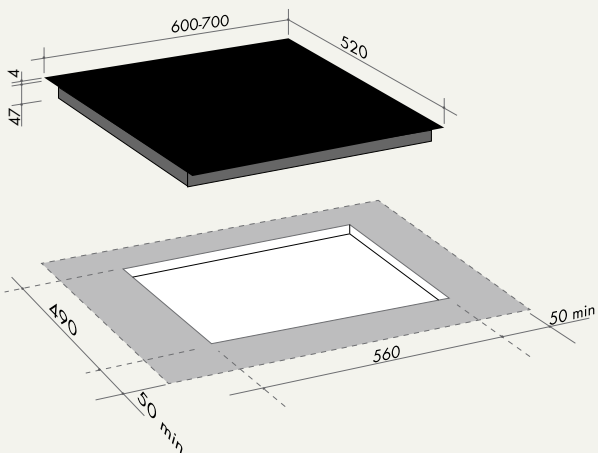
PLEASE NOTE:

All technical drawings are supplied as a general reference only. They are not to scale and are provided as a guide only. For detailed instructions, please refer to your user guide. All cutouts should only be made after physical measurement of the appliance. Appliances that require hard wiring and/or plumbing should be installed by professional tradesmen.

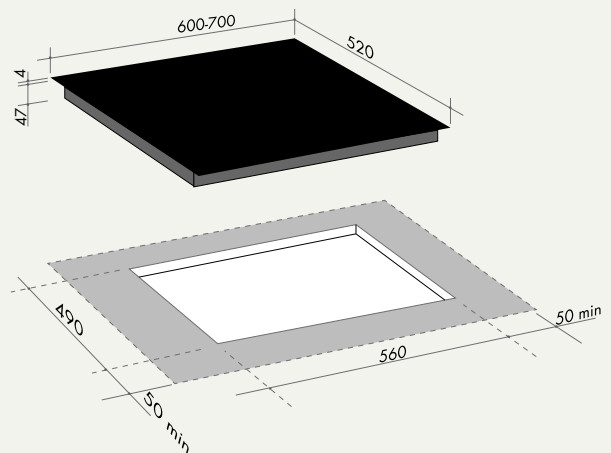
TECHNICAL INFORMATION



CAGH75X



CAGH95X



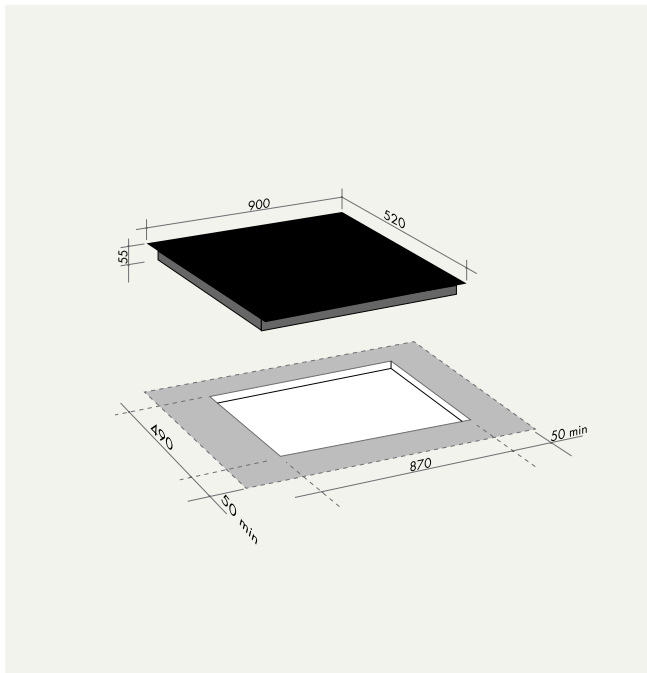
CACC604 | CACC704

CACC60 | CACC70

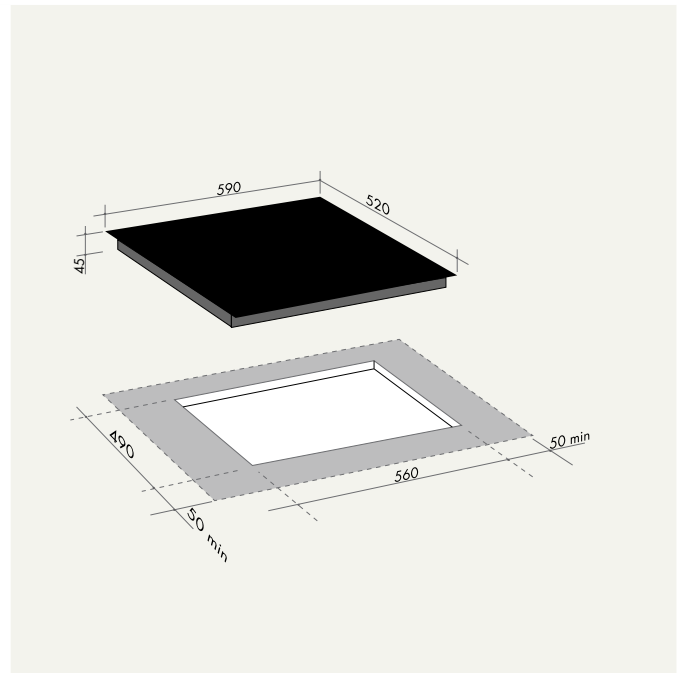
PLEASE NOTE:

All technical drawings are supplied as a general reference only. They are not to scale and are provided as a guide only. For detailed instructions, please refer to your user guide. All cutouts should only be made after physical measurement of the appliance. Appliances that require hard wiring and/or plumbing should be installed by professional tradesmen.

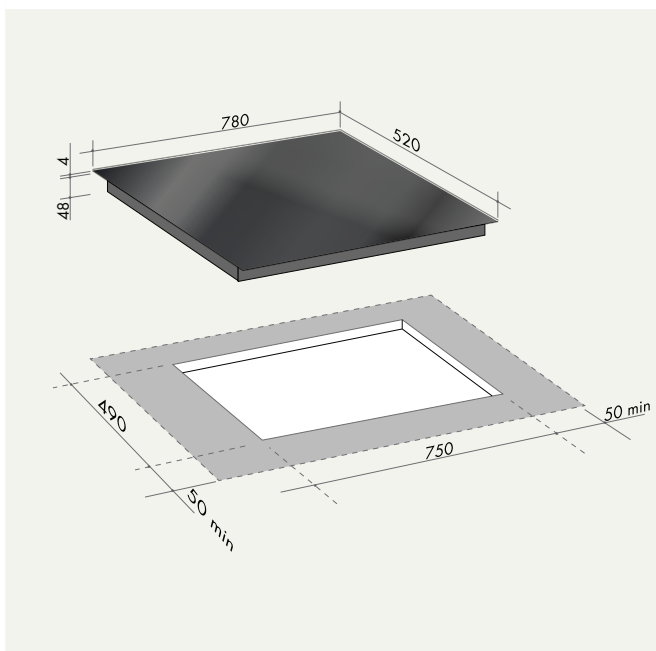
TECHNICAL INFORMATION



CACC90



AID61 | AID63



AID784

PLEASE NOTE:

All technical drawings are supplied as a general reference only. They are not to scale and are provided as a guide only. For detailed instructions, please refer to your user guide. All cutouts should only be made after physical measurement of the appliance. Appliances that require hard wiring and/or plumbing should be installed by professional tradesmen.





FREESTANDING COOKERS

AFG1206X

120cm freestanding cooker

double electric oven

6 gas burners, including wok + griddle

stainless steel

main oven capacity: 85 litres

auxiliary oven capacity: 35 litres



OVEN

- 8 functions (main)
- static/proofing (auxiliary)
- triple-glazed glass door
- easy-to-clean flat glass inner door
- fan forced
- electric grill
- removable oven cavity floor
- 3 cooking levels
- baking tray

HOB — 6 burners + griddle plate

- | | natural gas
kW/hr |
|------------------------|----------------------|
| • 3 x semi-rapid | 2.7 |
| • 1 x auxiliary | 2.6 |
| • 1 x rapid | 1.0 |
| • 1 x triple-crown wok | 3.7 |
- cast-iron griddle
 - cast-iron trivets and burner caps
 - cast-iron wok cradle
 - flame failure device fitted to each burner
 - automatic electronic ignition

- i** For technical diagrams please refer to page 56–59
- total gas consumption: 15.4 kW/h
- total electrical consumption: 3.6 kW/h
- electrical connection: hard wired



FREESTANDING COOKERS

AFG911X

90cm freestanding cooker

electric oven, 5 gas burners, including wok

stainless steel | matt black | gloss white

oven capacity: 121 litres

OVEN

- 8 functions — light, defrost, top and bottom element, fan assisted, fan forced, bakers function, fan grill, static grill
- triple-glazed glass door
- easy-to-clean flat glass inner door
- fan forced
- electric grill
- removable oven cavity floor
- 5 cooking levels
- baking tray + 3 wire oven racks
- removable feet
- drop-down storage compartment

HOB — 5 burners

- | | natural gas
kW/hr |
|------------------------|----------------------|
| • 2 x semi-rapid | 2.6 |
| • 1 x auxiliary | 1.1 |
| • 1 x rapid | 2.7 |
| • 1 x triple-crown wok | 4.2 |
- cast-iron trivets and burner caps
 - cast-iron wok cradle
 - automatic electronic ignition
 - flame failure device fitted to each burner
 - left-side WOK placement
 - single-piece pressed hob for easy cleaning
 - deep pressed hob



For technical diagrams please refer to page 56–59

total gas consumption: 13.2 kW/hr

total electrical consumption: 3.6 kW/h

electrical connection: hard wired



FREESTANDING COOKERS

AFG911B | AFG911W
90cm freestanding cooker
electric oven, 5 gas burners, including wok

matt black | gloss white
oven capacity: 121 litres



OVEN

- 8 functions — light, defrost, top and bottom element, fan assisted, fan forced, bakers function, fan grill, static grill
- triple-glazed glass door
- easy-to-clean flat glass inner door
- fan forced
- electric grill
- removable oven cavity floor
- 5 cooking levels
- baking tray + 3 wire oven racks
- removable feet
- drop-down storage compartment

HOB — 5 burners

- | | natural gas
kW/hr |
|------------------------|----------------------|
| • 2 x semi-rapid | 2.6 |
| • 1 x auxiliary | 1.1 |
| • 1 x rapid | 2.7 |
| • 1 x triple-crown wok | 4.2 |
- cast-iron trivets and burner caps
 - cast-iron wok cradle
 - automatic electronic ignition
 - flame failure device fitted to each burner
 - left-side WOK placement
 - single-piece pressed hob for easy cleaning
 - deep pressed hob

- i** For technical diagrams please refer to page 56–59
total gas consumption: 13.2 kW/hr
total electrical consumption: 3.6 kW/h
electrical connection: hard wired



Model: AFG911B



Model: AFG911W

FREESTANDING COOKERS



CAFG90X
90cm freestanding cooker
electric oven, 5-gas burner hob
stainless steel
oven capacity: 104 litres

OVEN

- 9 functions — top and bottom element, defrost, fan assisted, fan forced, fan grill, grill, rotisserie, base heat
- double cavity cooking fan
- rotisserie
- 50–250°C thermostat
- triple-glazed glass door
- electric grill + rotisserie
- oven light
- removable oven cavity floor
- 4 cooking levels
- baking tray + 2 wire oven racks
- adjustable legs
- warming compartment

HOB — 5 burners

- 1 triple ring 3.6 kW/hr
- 1 rapid burner 3.0 kW/hr
- 2 semi-rapid 1.75 kW/hr
- 1 auxiliary 1.0 kW/hr
- cast-iron trivets and burner caps
- flame failure device fitted to each burner
- automatic ignition
- single-piece pressed hob

i total gas consumption: 11.1 kW/hr
total electrical consumption: 2.94kW/h
electrical connection: 15AMP hard wired



also available in stainless steel CAFG91X

CAFG91B
90cm freestanding cooker
electric oven, 5-gas burner hob
gloss black
oven capacity: 104 litres

OVEN

- 9 functions — top and bottom element, defrost, fan assisted, fan forced, fan grill, grill, rotisserie, base heat
- double cavity cooking fan
- rotisserie
- 50–250°C thermostat
- digital clock
- triple-glazed glass door
- electric grill + rotisserie
- oven light
- removable oven cavity floor
- 4 cooking levels
- baking tray + 2 wire oven racks
- adjustable legs
- warming compartment

HOB — 5 burners

- 1 triple ring 3.6 kW/hr
- 1 rapid burner 3.0 kW/hr
- 2 semi-rapid 1.75 kW/hr
- 1 auxiliary 1.0 kW/hr
- cast-iron trivets and burner caps
- flame failure device fitted to each burner
- automatic ignition
- single-piece pressed hob

i total gas consumption: 11.1 kW/hr
total electrical consumption: 2.94kW/h
electrical connection: 15AMP hard wired

FREESTANDING COOKERS

CAFC95X
90cm freestanding cooker
electric oven, 5-zone ceramic hob
stainless steel
oven capacity: 104 litres

OVEN


- 9 functions — top and bottom element, defrost, fan assisted, fan forced, fan grill, grill, rotisserie, base heat
- double cavity cooking fan
- 50–250°C thermostat
- digital clock
- triple-glazed glass door
- electric grill + rotisserie
- oven light
- removable oven cavity floor
- 4 cooking levels
- baking tray + 2 wire oven racks
- adjustable legs
- warming compartment

HOB — 5 zones + 2 extension zones

- 1 x 1.0/2.2 kW/hr
- 1 x 1.2 kW/hr
- 2 x 1.8 kW/hr
- 1 x 1.1/2.0 kW/hr
- Ceran glass surface
- easy-clean hob
- residual heat indicator
- stainless steel trim

grill heat power 2.0 kW
total main power: 11.94 kW

i For technical diagrams on CAF model cookers, please refer to page 56–59



FREESTANDING COOKERS

AFG700X

70cm freestanding cooker

electric oven, 5 gas burners, including wok

stainless steel

oven capacity: 60 litres

OVEN

- 8 functions — light, defrost, top and bottom element, fan assisted, fan forced, bakers function, fan grill, static grill
- programmable oven timer and stop/start setting
- triple-glazed glass door
- easy-to-clean flat glass inner door
- fan forced
- electric grill
- removable oven cavity floor
- 4 cooking levels
- baking tray + 2 wire oven racks
- adjustable leg height

HOB — 5 burners

- | | natural gas
kW/hr |
|------------------------|----------------------|
| • 2 x semi-rapid | 2.0 |
| • 1 x auxiliary | 1.1 |
| • 1 x rapid | 2.7 |
| • 1 x triple-crown wok | 3.05 |
- cast-iron trivets and burner caps
 - flame failure device fitted to each burner
 - automatic electronic ignition
 - single-piece pressed hob

- i** For technical diagrams please refer to page 56–59
- total gas consumption: 9.5 kW/hr
- total electrical rating: 2.06 kW/h
- electrical connection: hard wired



FREESTANDING COOKERS



AFGG701X 70cm freestanding cooker gas oven, 5 gas burners, including wok

stainless steel
oven capacity: 60 litres



OVEN

- 5 functions — light/defrost (fan) activated by a specific knob, gas burner, gas burner+fan, grill, fan grill
- digital touch-control timer
- triple-glazed glass door
- electric grill
- 4x cooking levels
- 1x enamel drip tray
- 2x chrome wire shelves
- 1x trivet and handle for tray
- adjustable leg height



HOB — 5 burners

- | | natural gas
kW/hr |
|------------------|----------------------|
| • 2 x semi-rapid | 1.8 |
| • 1 x auxiliary | 1.0 |
| • 1 x rapid | 3.0 |
| • 1 x wok | 3.8 |
- cast-iron trivets and burner caps
 - flame failure device fitted to each burner
 - automatic electronic ignition
 - single-piece pressed hob

- i** For technical diagrams please refer to page 56–59
- total gas power: 2.5 kWh (oven)
total gas power: 11.4 kWh (hob)
total electrical power: 1.86 kWh
electrical connection: cable & plug



FREESTANDING COOKERS

AFG664XFFD Flame Failure safety cutout
60cm freestanding cooker
electric oven
4 gas burners, including wok

stainless steel
oven capacity: 60 litres

OVEN

- 8 functions — light, defrost, static, fan assisted, fan forced, fan grill, static grill, bottom element + fan
- programmable oven timer and stop/start setting
- double-glazed glass door
- fan forced
- electric grill
- removable oven cavity floor
- 5 cooking levels
- chrome shelf
- baking tray
- adjustable leg height

HOB — 5 burners

- | | natural gas
kW/hr |
|------------------------|----------------------|
| • 2 x semi-rapid | 2.0 |
| • 1 x auxiliary | 1.06 |
| • 1 x triple-crown wok | 3.19 |
- cast-iron trivets and burner caps
 - flame failure device fitted to each burner
 - automatic electronic ignition
 - single-piece pressed hob

- i** For technical diagrams please refer to page 56–59
total gas consumption: 817/8.25 kW/hr
total electrical rating: 2.1 kW/h
10 AMP flex and lead supplied




FREESTANDING COOKERS



AFE504W
50cm freestanding cooker
electric oven, 4 heat plates

white enamel
oven capacity: 65 litres gross



AFE544W
54cm freestanding cooker
electric oven, 4 heat plates

white enamel
oven capacity: 65 litres gross

OVEN

- 4 functions — light, bottom element, top and bottom element, grill
- 5 shelf heights
- single light
- thermostat 50–250°C
- removable door, double glazing
- adjustable feet
- standard inclusions:
- baking tray, 2 x grill rack, chrome side rack supports, heat-resistant tray handles

OVEN

- 4 functions — light, bottom element, top and bottom element, grill + light
- 5 shelf heights
- digital timer
- thermostat 50–250°C
- removable door
- triple-glazed door
- adjustable feet
- standard inclusions:
- baking tray, 2 x grill rack, chrome side rack supports, heat-resistant tray handles

HOB

four EGO plates —

- 2 x 145mm diameter, 1.0kW
- 1 x 180mm diameter, 1.5kW
- 1 x 180mm diameter, 2.0kW



For technical diagrams please refer to page 56–59
hard wired (no cable supplied)
total main power 7.5 kW

HOB

four EGO plates —

- 2 x 145mm diameter, 1.0kW
- 1 x 180mm diameter, 1.5kW
- 1 x 180mm diameter, 2.0kW



For technical diagrams please refer to page 56–59
hard wired (no cable supplied)
total main power 7.5 kW

FREESTANDING COOKERS



AFE547W
54cm freestanding cooker
electric oven, 4 heat plates

white enamel
oven capacity: 65 litres gross

OVEN

- 7 cooking functions — Classic (lower+upper+light), grill, base heat, half fan grill, fan forced, fan assisted, defrost
- digital timer
- 5 shelf heights
- single light
- thermostat 50–250°C
- removable door, triple glazed
- adjustable feet
- removable door, triple glazed
- storage drawer
- standard inclusions: baking tray, 2 X wire shelves, chrome side rack supports, heat-resistant tongs

HOB

four EGO plates —

- 2 x 145mm diameter, 1.0kW
- 1 x 180mm diameter, 1.5kW
- 1 x 180mm diameter, 2.0kW

i For technical diagrams please refer to page 56–59
hard wired (no cable supplied)
total main power 7.5 kW



AFC547W
54cm freestanding cooker
electric oven, 4-zone ceramic hob

white enamel
oven capacity: 56 litres gross
grill capacity: 25 litres gross

OVEN

- 7 functions — upper+lower heat (conventional cooking), electric grill, base heat, fan grill, fan assisted, fan+base heat, fan + light
- oven heat indicator
- 5 shelf heights (oven)
- 2 shelf heights (grill)
- thermostat 50–250°C
- removable door, triple glazed
- adjustable feet
- standard inclusions: baking tray, 2x chrome-wire shelves, chrome side rack supports, heat-resistant tray handles

HOB

four heat zones —

- 2 x 145mm diameter, 1.2 kW each
- 2 x 180mm diameter, 1.8kW

i For technical diagrams please refer to page 56–59
grill heat power 1.1 kW
total main power: kW

FREESTANDING COOKERS



AFGE5470W
54cm freestanding cooker
electric oven, 4 gas burners

white enamel
oven capacity: 65 litres gross

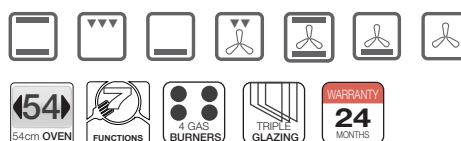
OVEN

- 7 cooking functions — Classic (lower+upper+light), grill, base heat, half fan grill, fan forced, fan assisted, defrost
- 5 shelf heights
- single light
- thermostat 50–250°C
- removable door, triple glazed
- adjustable feet
- standard inclusions:
- baking tray, 2 x grill rack, chrome side rack supports, heat-resistant tray handles

HOB

- four gas burners —
- 2 x semi-rapid, 1.75 kW each
 - 1 x auxiliary, 1.0 kW
 - 1 x wok, 3.5 kW

i For technical diagrams please refer to page 56–59
hard wired (no cable supplied)
total main power 7.5 kW



AFGE5470X
54cm freestanding cooker
electric oven, 4 gas burners

stainless steel
oven capacity: 65 litres gross

OVEN

- 7 cooking functions — Classic (lower+upper+light), grill, base heat, half fan grill, fan forced, fan assisted, defrost
- 5 shelf heights
- single light
- thermostat 50–250°C
- removable door, triple glazed
- adjustable feet
- standard inclusions:
- baking tray, 2 x grill rack, chrome side rack supports, heat-resistant tray handles

HOB

- four gas burners —
- 2 x semi-rapid, 1.75 kW each
 - 1 x auxiliary, 1.0 kW
 - 1 x wok, 3.5 kW

i For technical diagrams please refer to page 56–59
hard wired (no cable supplied)
total main power 7.5 kW

FREESTANDING COOKERS



AFDE5470W
54cm freestanding cooker
electric oven, 4 heat plates

white enamel
oven capacity: 56 litres gross grill
capacity: 25 litres gross

OVEN

- 7 functions — upper+lower heat (conventional cooking), electric grill, base heat, fan grill, fan assisted, fan+base heat, fan + light
- oven heat indicator
- 5 shelf heights (oven) | 2 shelf heights (grill)
- thermostat 50–250°C
- removable door
- adjustable feet
- standard inclusions:
- baking tray, 2x chrome-wire shelves, chrome side rack supports, heat-resistant tray handles

HOB

four EGO plates —

- 2 x 145mm diameter, 1.0kW
- 1 x 180mm diameter, 1.5kW
- 1 x 180mm diameter, 2.0kW

i For technical diagrams please refer to page 56–59
grill heat power 2.0 kW
total main power: 10 kW



AFDC5470W
54cm freestanding cooker
electric oven, 4-zone ceramic hob

white enamel
oven capacity: 56 litres gross
grill capacity: 25 litres gross

OVEN

- 7 functions — upper+lower heat (conventional cooking), electric grill, base heat, fan grill, fan assisted, fan+base heat, fan + light
- oven heat indicator
- 5 shelf heights (oven)
- 2 shelf heights (grill)
- thermostat 50–250°C
- removable door
- adjustable feet
- standard inclusions:
- baking tray, 2x chrome-wire shelves, chrome side rack supports, heat-resistant tray handles

HOB

four heat zones —

- 2 x 145mm diameter, 1.2 kW each
- 2 x 180mm diameter, 1.8kW

i For technical diagrams please refer to page 56–59
grill heat power 2.0 kW
total main power: 10 kW

FREESTANDING COOKERS



AFE607W
60cm freestanding cooker
electric oven, 4 heat plates

white enamel
oven capacity: 65 litres gross

OVEN

- 7 cooking functions — Classic (lower+upper+light), grill, base heat, half fan grill, fan forced, fan assisted, defrost
- digital timer
- 5 shelf heights
- single light
- thermostat 50–250°C
- removable door, triple glazed
- adjustable feet
- storage drawer
- standard inclusions:
- baking tray, 2 x wire shelves, chrome side rack supports, heat-resistant tongs

HOB

four EGO plates —

- 2 x 145mm diameter, 1.0kW
- 1 x 180mm diameter, 1.5kW
- 1 x 180mm diameter, 2.0kW

i 600Wx600Dx900H
hard wired (no cable supplied)
total main power 7.5 kW



AFGE6070W
60cm freestanding cooker
electric oven, 4 gas burners

white enamel
oven capacity: 65 litres gross

OVEN

- 7 cooking functions — Classic (lower+upper+light), grill, base heat, half fan grill, fan forced, fan assisted, defrost
- digital timer
- 5 shelf heights
- single light
- thermostat 50–250°C
- removable door, double glazing
- adjustable feet
- storage drawer
- standard inclusions:
- baking tray, 2 x wire shelves, chrome side rack supports, heat-resistant tongs

HOB

four gas burners —

- 2 x semi-rapid, 1.75 kW each
- 1 x auxiliary, 1.0 kW
- 1 x wok, 3.5 kW

i 600Wx600Dx900H
hard wired (no cable supplied)
total gas consumption 9.25 kW

FREESTANDING COOKERS



AFC607X | AFC607W 60cm freestanding cooker electric oven, 4 heat zones

stainless steel, brilliant white
oven capacity: 56 litres gross

OVEN

- 7 functions — upper+lower heat (conventional cooking), electric grill, base heat, fan grill, fan assisted, fan+base heat, fan + light
- oven heat indicator
- 5 shelf heights (oven) | 2 shelf heights (grill)
- thermostat 50–250°C
- double glazing, removable door
- adjustable feet
- standard inclusions:
- baking tray, 2x chrome-wire shelves, chrome side rack supports, heat-resistant tray handles

HOB

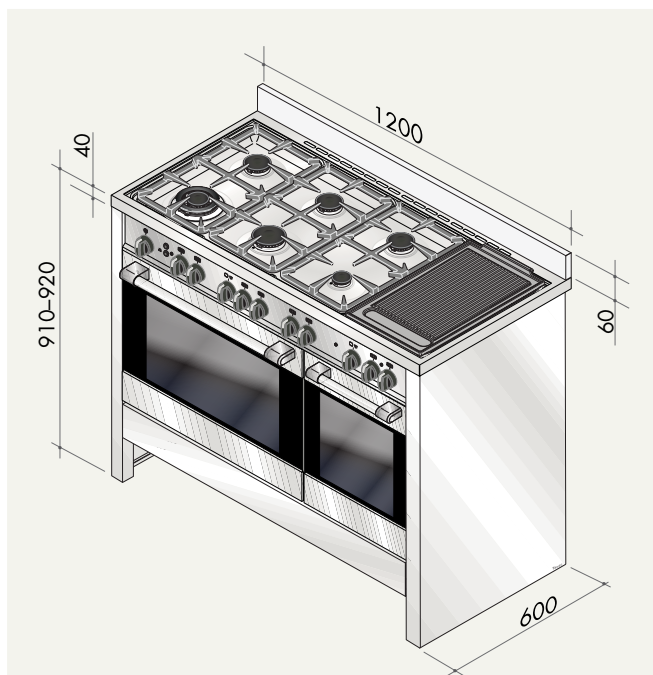
four heat zones —

- 2 x 145mm diameter, 1.2 kW each
- 2 x 180mm diameter, 1.8kW

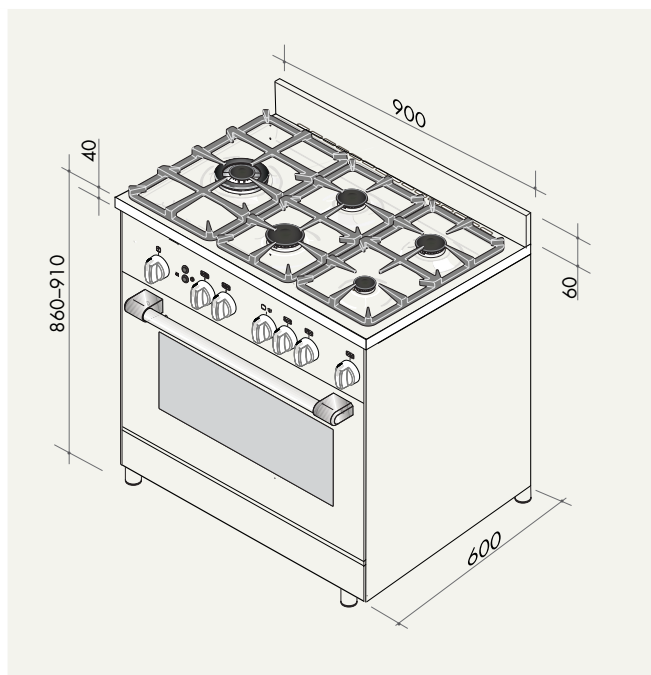
i For technical diagrams please refer to page 56–59
total electrical consumption 8.0 kW



TECHNICAL INFORMATION



AFG1206X

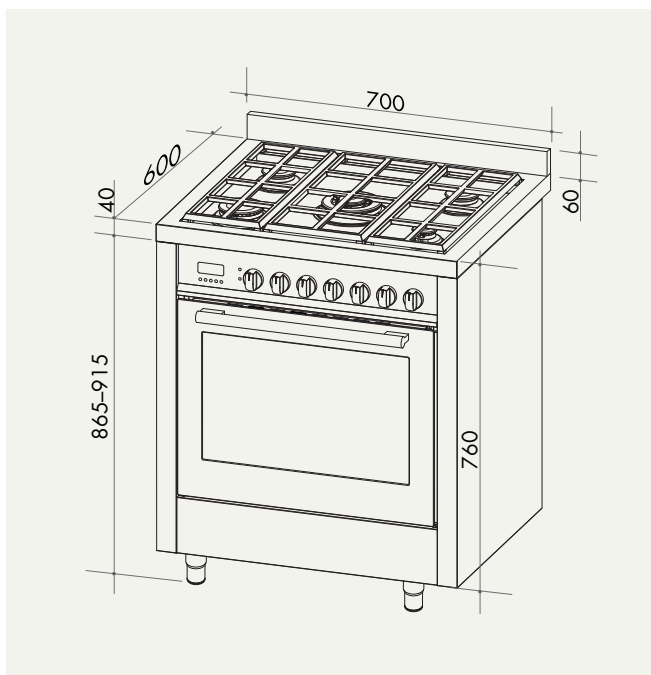


AFG911B | AFG911W | AFG911X

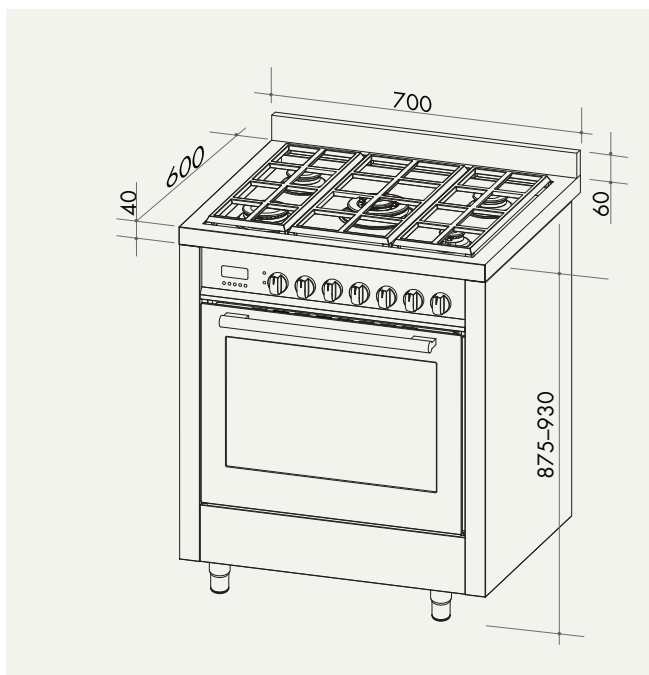
PLEASE NOTE:

All technical drawings are supplied as a general reference only. They are not to scale and are provided as a guide only. For detailed instructions, please refer to your user guide. All cutouts should only be made after physical measurement of the appliance. Appliances that require hard wiring and/or plumbing should be installed by professional tradesmen.

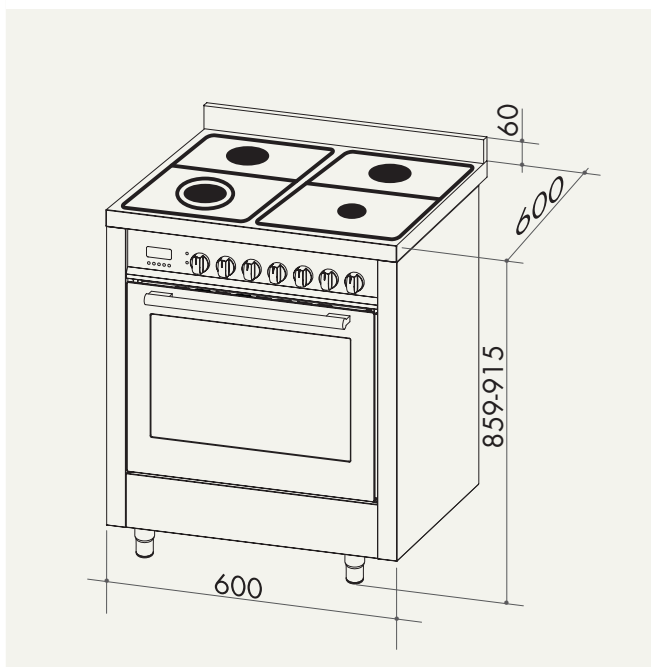
TECHNICAL INFORMATION



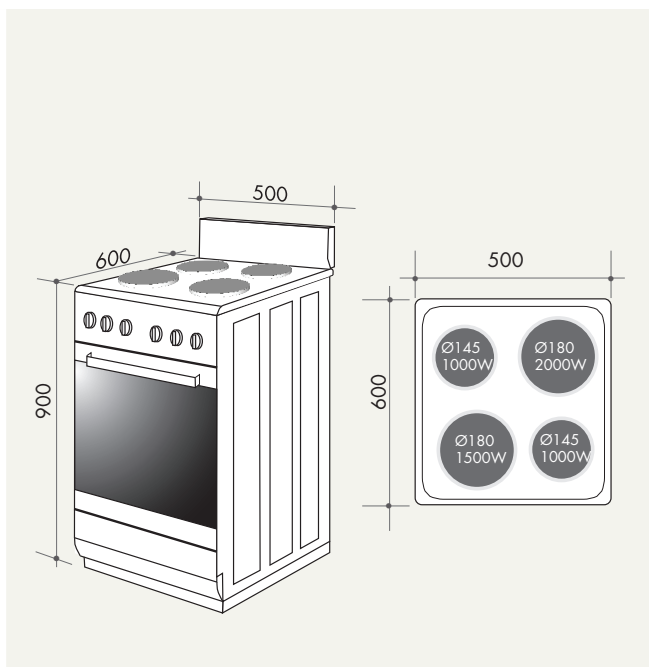
AFG700X



AFGG701X



AFG664XFFD

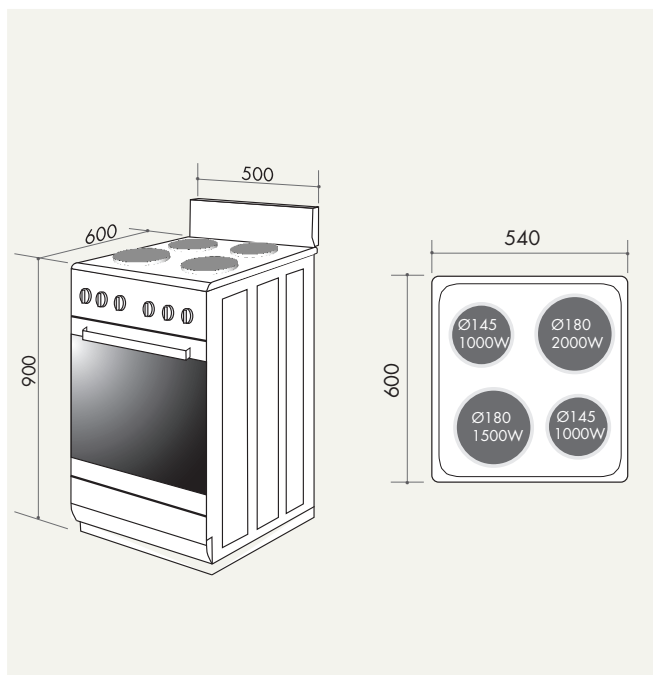


AFE504W

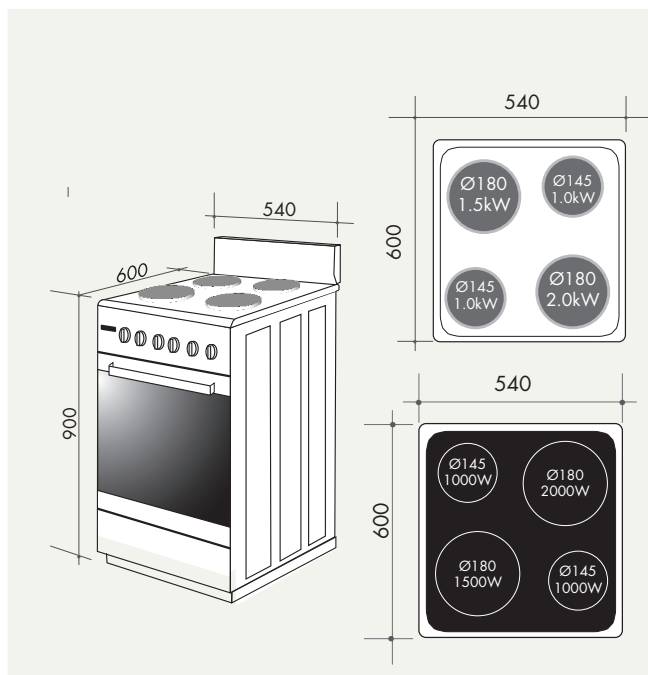
PLEASE NOTE:

All technical drawings are supplied as a general reference only. They are not to scale and are provided as a guide only. For detailed instructions, please refer to your user guide. All cutouts should only be made after physical measurement of the appliance. Appliances that require hard wiring and/or plumbing should be installed by professional tradesmen.

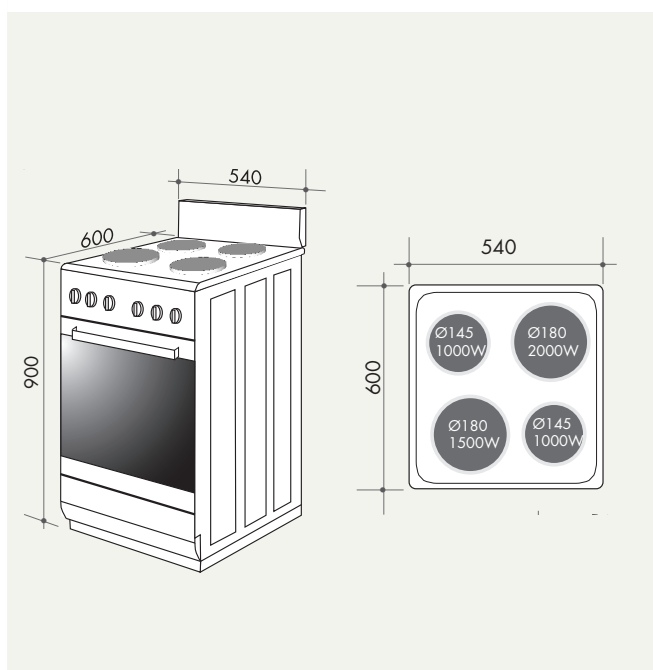
TECHNICAL INFORMATION



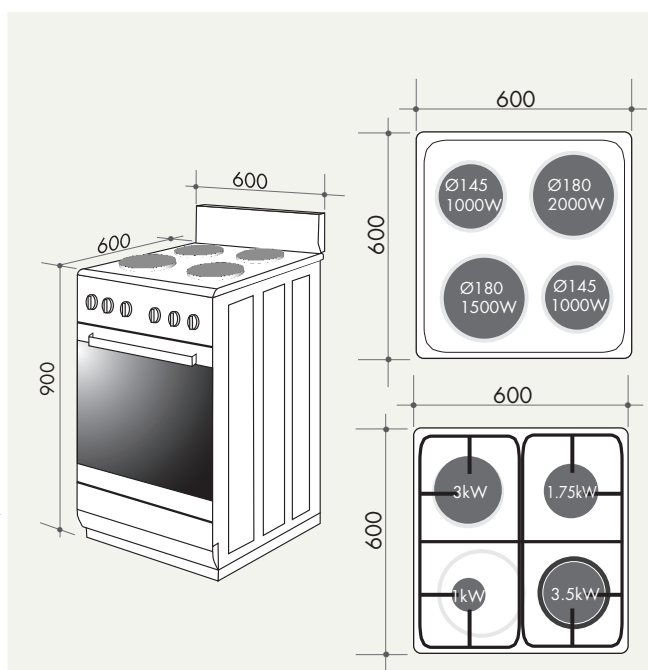
AFE504W



AFE544W | AFC547W



AFE547W

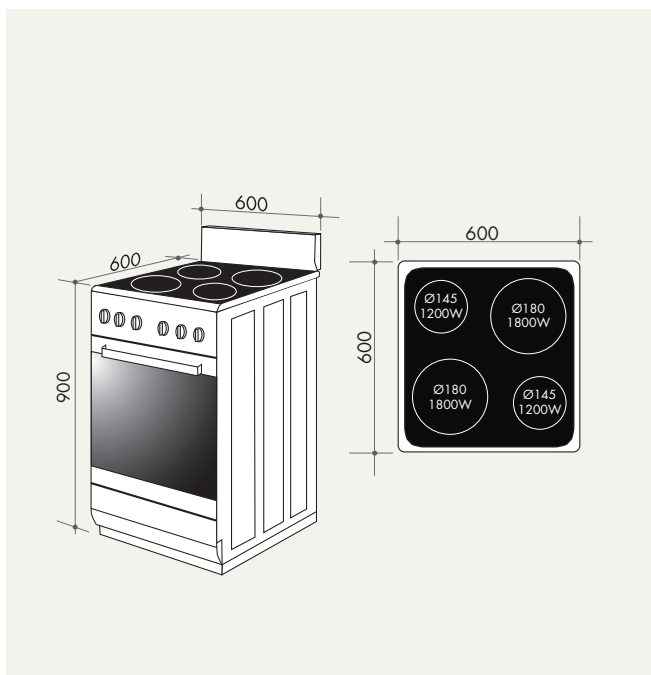


AFE607W | AFGE6070W

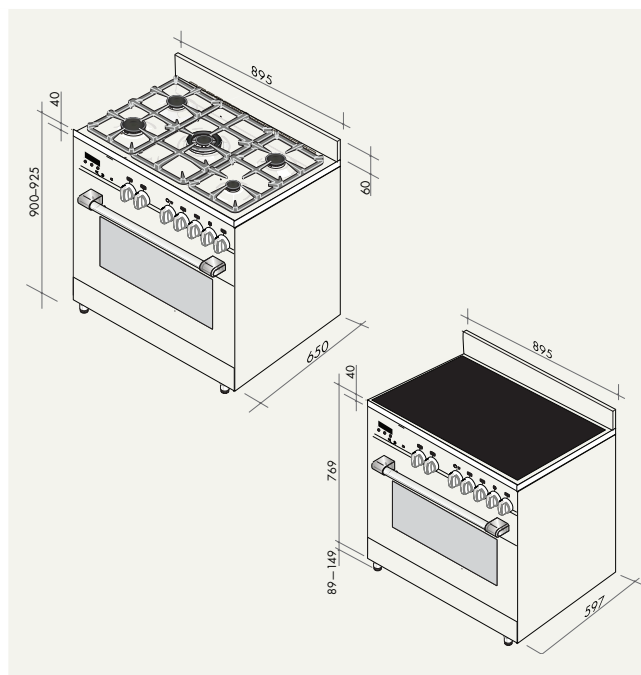
PLEASE NOTE:

All technical drawings are supplied as a general reference only. They are not to scale and are provided as a guide only. For detailed instructions, please refer to your user guide. All cutouts should only be made after physical measurement of the appliance. Appliances that require hard wiring and/or plumbing should be installed by professional tradesmen.

TECHNICAL INFORMATION



AFC607X | W | B



CAFG90X | CAFG91 | CAFC95X

PLEASE NOTE:

All technical drawings are supplied as a general reference only. They are not to scale and are provided as a guide only. For detailed instructions, please refer to your user guide. All cutouts should only be made after physical measurement of the appliance. Appliances that require hard wiring and/or plumbing should be installed by professional tradesmen.

MICROWAVE OVENS

AMO31X microwave oven

- stainless steel exterior and interior
- 31 litres
- Easi-tronic operation
- push-button door
- power output 900W
- 315mm tempered glass turntable
- 6 auto cook menus
- 5 power settings
- end-cooking signal
- child safety lock
- LED display
- ATK1 stainless steel trimkit for integration above oven

i For technical diagrams please refer to page 62
total electrical consumption: 0.9 kW/hr
10 Amp GPO, 3-pin plug and cord



AMC31X convection microwave oven

- stainless steel exterior and interior
- 31 litres
- Easi-tronic operation
- push-button door
- power output 900W
- convection 1350W
- 315mm tempered glass turntable
- convection cooking function
- 6 auto cook menus
- 5 power settings
- end-cooking signal
- child safety lock
- LED display
- ATK1 stainless steel trimkit for integration above oven

For technical diagrams please refer to page 62
total electrical consumption: 0.9 kW/hr

i 10 Amp GPO, 3-pin plug and cord



MICROWAVE OVENS


AMC34BI

built-in convection microwave oven



- stainless steel exterior and interior
- 34 litres
- digital control
- push-open door
- 1000W microwave power
- 1100W grill
- 2400W convection
- LED cavity lighting
- white LCD display
- child safety lock
- 10 auto cooking menus
- built-in installation

i For technical diagrams please refer to page 62
10 Amp GPO, 3-pin plug and cord



AMO31TK

microwave oven with integrated trimkit

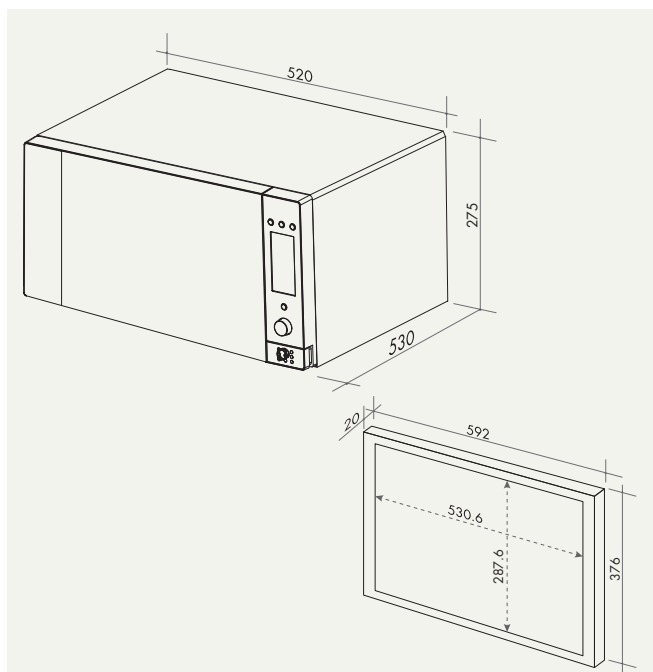


- stainless steel exterior and interior
- 31 litres
- Easi-tronic operation
- push-button door
- power output 900W
- 315mm tempered glass turntable
- 6 auto cook menus
- 5 power settings
- end-cooking signal
- child safety lock
- LED display

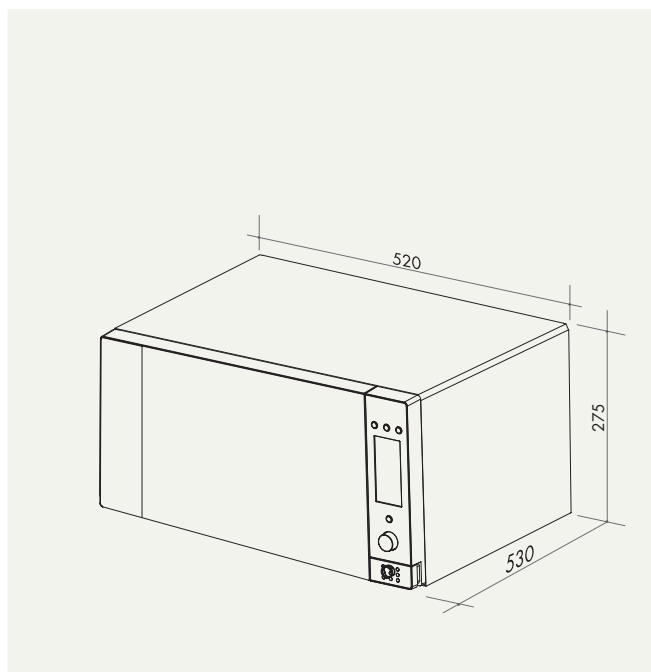
i For technical diagrams please refer to page 62
rated input: 1.45 kWh
rated microwave output: 0.9 kW/hr
10 Amp GPO, 3-pin plug and cord



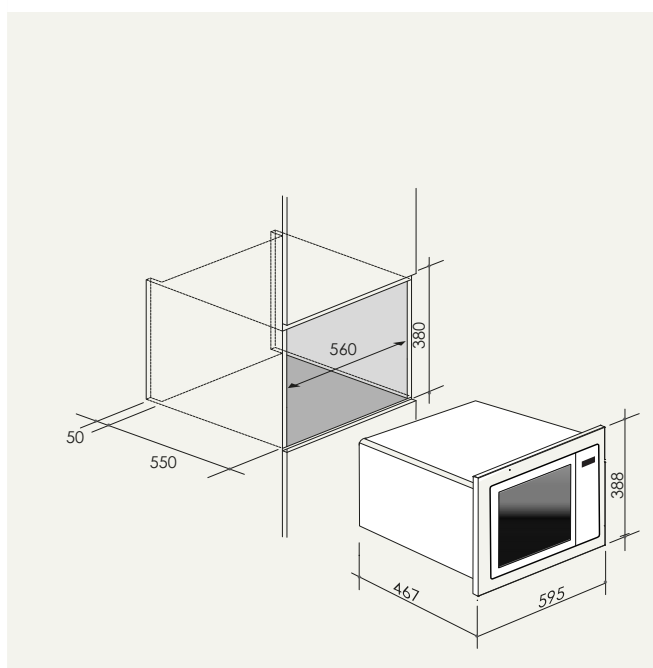
TECHNICAL INFORMATION



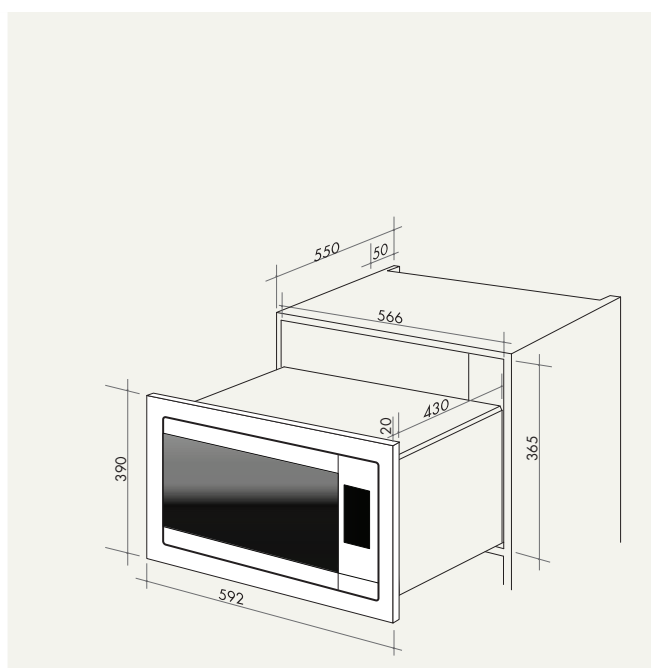
AMO31X | ATK1



AMC31X



AMC34BI



AMO31TK

PLEASE NOTE:

All technical drawings are supplied as a general reference only. They are not to scale and are provided as a guide only. For detailed instructions, please refer to your user guide. All cutouts should only be made after physical measurement of the appliance. Appliances that require hard wiring and/or plumbing should be installed by professional tradesmen.

MINI KITCHEN



AOMK1 freestanding mini kitchen

white enamel
oven capacity: 22 litres

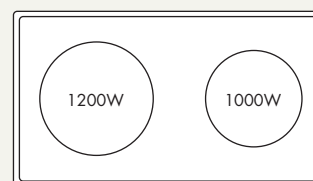
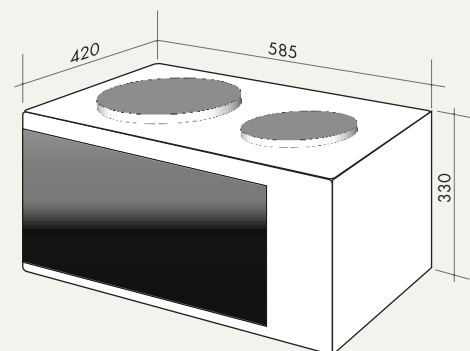
OVEN

- 1000W grill
- control knob thermostat
- 50–250°C
- double-glazed vented glass door
- rear steam venting system

HOB

- two EGO plates —
- large, 1.2 kW
 - small, 1.0kW

- i** total electrical consumption 2.3 kW
10 AMP lead and plug



AOMK1

BUILT-IN BARBECUE

ABBQ1B built-in barbecue


- matte black enamel
- 3.5kWh each burner
- automatic D-Cell battery-powered ignition
- stainless steel burners
- cast-iron flat plate
- cast-iron griddle plate
- side control knobs
- oil/fat reservoir
- flame failure device
- double-skin hood
- 5/8" connection fitting
- hose and regulator assembly included

PLEASE SEE P74 FOR ARTUSI BARBECUE RANGEHOOD

Lid Options (sold separately):

ABHOOD - Roasting dome BBQ hood

ABFLAT - Slimline Flat BBQ lid

 For technical diagrams please refer to page 70



Pictured: ABBQ1B built-in barbecue with ABHOOD roasting dome



Pictured: ABBQ1B built-in barbecue with ABFLAT flat lid



Pictured: ABBQ1B built-in barbecue with ABFLAT, AGS411B & ABC1B

BAR REFRIGERATORS

ABC1B

'Australia's coldest' bar fridge



- black glass door
- triple glazed glass door
- black body
- 108 litres net
- 330ml bottles: 190
- 500ml bottles: 110
- facing per shelf: 10 freestanding
- -5–10°C temperature range climate type: T,
- 43°C ambient R600A refrigerant
- ventilated cooling, auto defrost
- 3 retractable shelves
- touch control
- LED lighting
- heated glass door
- handle moulded onto door frame
- 'party' mode
- 'super cool' mode
- door open alarm



i For technical diagrams please refer to page 70



BAR REFRIGERATORS

AOF1S

single-door outdoor bar refrigerator



- hammered aluminium interior
- stainless steel doors
- black weatherproof exterior
- 118 litres net
- 330ml bottles: 138
- 500ml bottles: 78
- facing per shelf: 6
- built-in or freestanding
- 0–10°C temperature range
- climate type: ST, up to 38°C ambient temperature
- R600A refrigerant
- ventilated cooling, auto defrost
- 2 shelves with interchangeable height
- digital touch controls
- LED lighting
- door lock
- spring-loaded self-closing door
- stainless steel doorframe
- stainless steel bar handle
- adjustable feet
- weatherproof
- withstands high humidity
- UV-safe stainless steel
- 220V/50Hz
- Certified: ETL, CE, CB, ROHS, SAA, SASO, MEPS



For technical diagrams please refer to page 71



BAR REFRIGERATORS

AOF2S

double-door outdoor bar refrigerator



- hammered aluminium interior
- stainless steel doors
- black weatherproof exterior
- 190 litres net
- 330ml bottles: 190
- 500ml bottles: 110
- facing per shelf: 10
- built-in or freestanding
- 0–10°C temperature range
- climate type: ST, up to 38°C ambient temperature
- R600A refrigerant
- ventilated cooling, auto defrost
- 2 shelves with interchangeable height
- digital touch controls
- LED lighting
- door lock
- spring-loaded self-closing door
- stainless steel doorframe
- stainless steel bar handle
- adjustable feet
- weatherproof
- withstands high humidity
- UV-safe stainless steel
- 220V/50Hz
- Certified: ETL, CE, CB, ROHS, SAA, SASO, MEPS



 For technical diagrams please refer to page 71



BAR REFRIGERATORS

AOF3S

triple-door outdoor bar refrigerator



- hammered aluminium interior
- stainless steel doors
- black weatherproof exterior
- 307 litres net
- 330ml bottles: 304
- 500ml bottles: 247
- facing per shelf: 19
- built-in or freestanding
- 0–10°C temperature range
- climate type: ST, up to 38°C ambient temperature
- R600A refrigerant
- ventilated cooling, auto defrost
- 6 shelves with interchangeable height
- digital touch controls
- LED lighting
- door lock
- spring-loaded self-closing doors
- stainless steel doorframe
- stainless steel bar handle
- adjustable feet
- weatherproof
- withstands high humidity
- UV-safe stainless steel
- 220V/50Hz
- Certified: ETL, CE, CB, ROHS, SAA, SASO, MEPS



 For technical diagrams please refer to page 71

RETRO-STYLE REFRIGERATORS

ARET330 retro-style refrigerator/freezer



- 2 STAR
- refrigerator capacity: 251 litres net
- freezer capacity: 26 litres net
- freestanding
- temperature range —
refrigeration section: 0–10°C
freezer section: -18–0°C
- climate type: T, up to 43°C ambient
- refrigerant: R600a
- static cooling
- 4x glass shelves (adjustable)
- 5x transparent shelf on door (adjustable)
- 1x wine or beverage shelf
- salad crisper drawer
- height adjustable feet
- manual controls
- LED lighting
- white plastic interior
- one-piece metal exterior
- plastic door
- colour options: red, black, white

AVAILABLE IN RED, BLACK AND WHITE

For technical diagrams please refer to page 71



ARET330R

ALSO AVAILABLE:

ARET330W (white)
ARET330B (black)



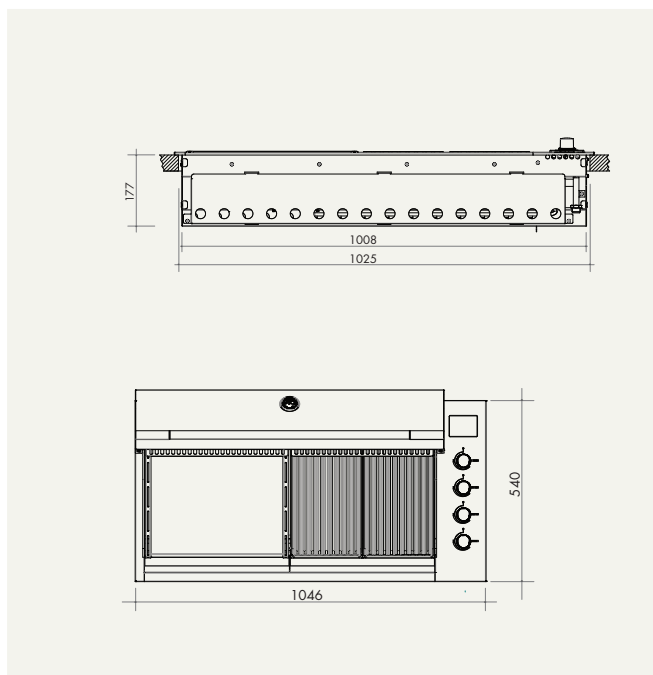
ARET330W



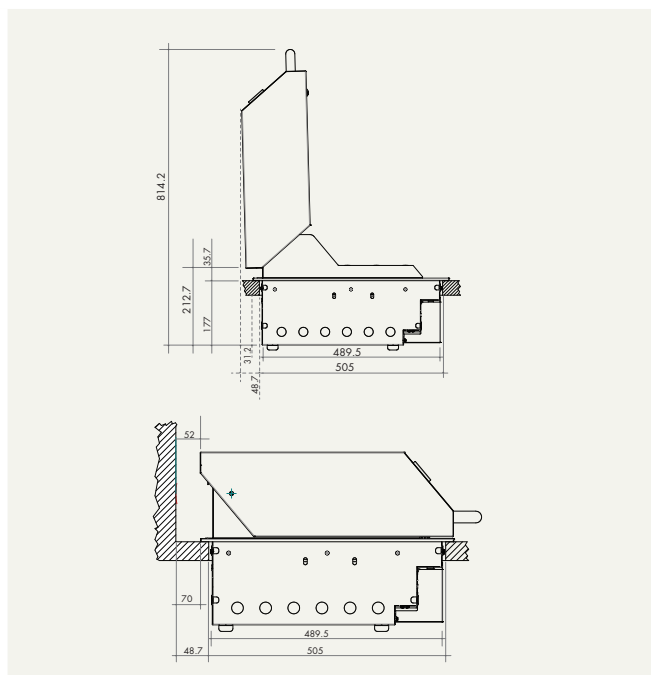
ARET330B



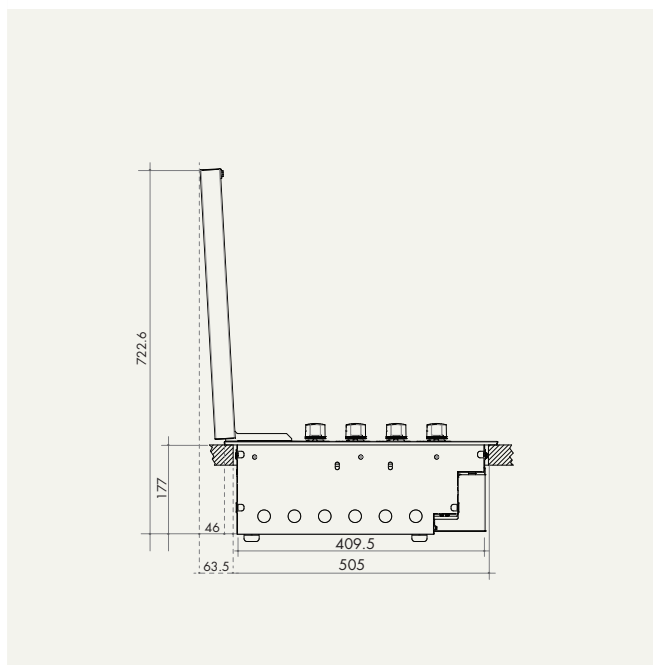
TECHNICAL INFORMATION



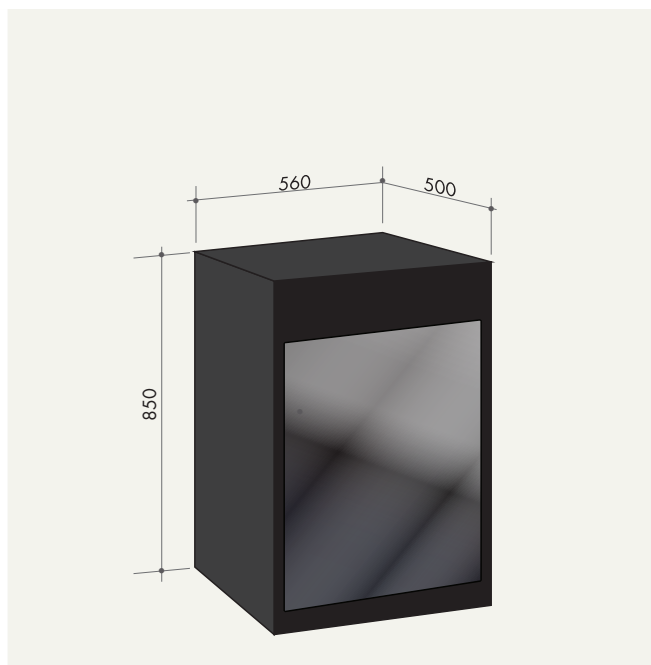
ABBQ1B



ABHOOD



ABFLAT

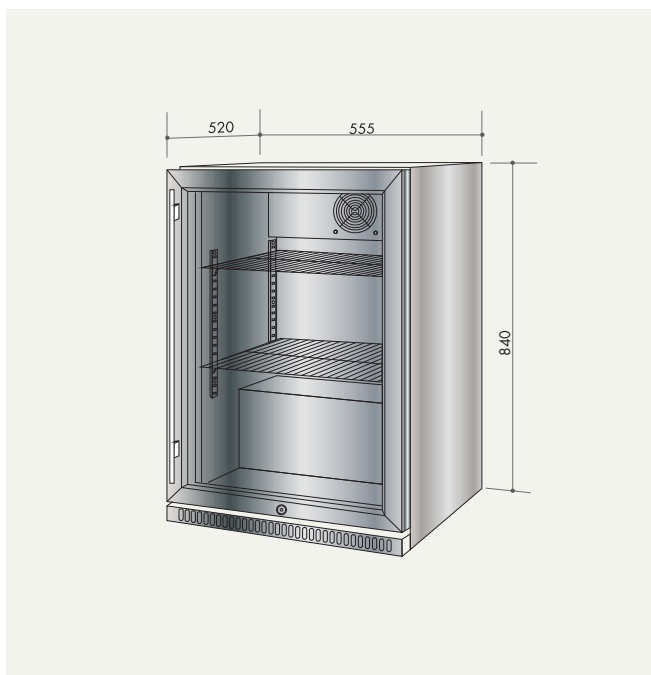


ABC1B

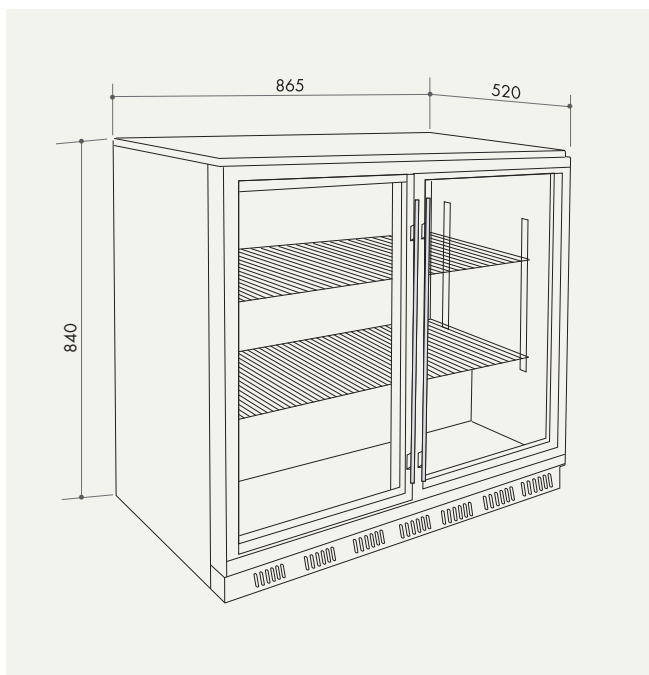
PLEASE NOTE:

All technical drawings are supplied as a general reference only. They are not to scale and are provided as a guide only. For detailed instructions, please refer to your user guide. All cutouts should only be made after physical measurement of the appliance. Appliances that require hard wiring and/or plumbing should be installed by professional tradesmen.

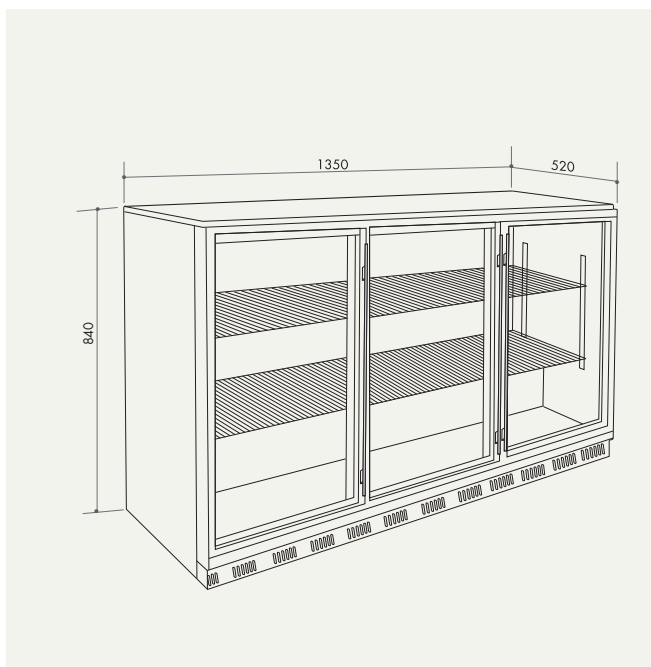
TECHNICAL INFORMATION



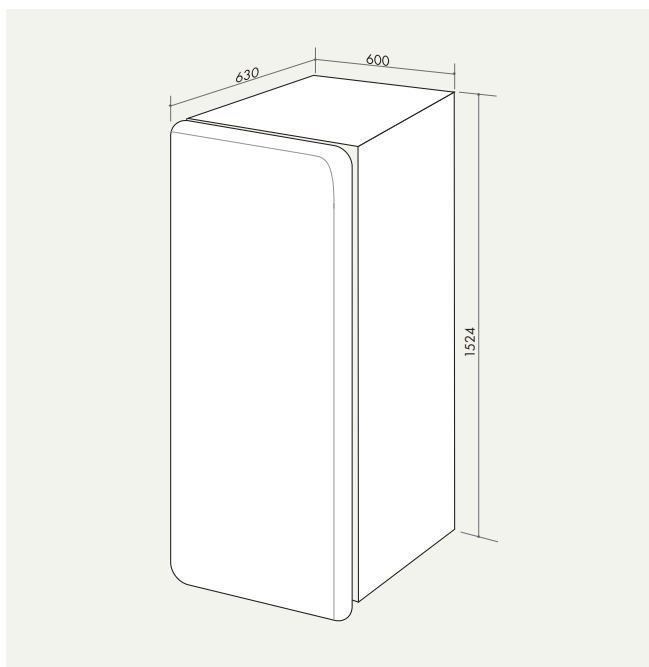
AOF1S



AOF2S



AOF3S



ARET330

PLEASE NOTE:

All technical drawings are supplied as a general reference only. They are not to scale and are provided as a guide only. For detailed instructions, please refer to your user guide. All cutouts should only be made after physical measurement of the appliance. Appliances that require hard wiring and/or plumbing should be installed by professional tradesmen.

RANGEHOODS | CANOPY

ACH600X & ACH900X 60&90cm canopy wallmount rangehood

- stainless steel
- 2 x aluminium filters
- front push-button control
- 900m³/hr airflow
- 58 dBA
- 2 x 24W lightbulbs
- 3 speeds
- Ø150mm ducting | recirculation kit available
- 10 AMP electrical connection, 3-pin plug and cord

i For technical diagrams please refer to page 78–80
240W input power
160W maximum motor power



Model ACH600X



Model ACH900X

ACH905X 90cm canopy wallmount rangehood

- stainless steel
- aluminium filters
- 2 x charcoal filters
- front push-button control
- 760m³/hr airflow (maximum)
- 60 dBA
- 2 x 1.5W LED lights
- 3 speeds
- 150mm duct outlet

i For technical diagrams please refer to page 78–80
input power: 198W
maximum motor power: 195W
160cm power cord with standard 3-pin plug



RANGEHOODS | CANOPY

ACG700X & ACG900X

70cm & 90cm canopy wallmount rangehood



- AS304 stainless steel + glass
- modern curved glass design
- front button control
- 900m³/hr airflow
- 58 dBA
- 2 x LED lights
- 3 speeds
- Ø150mm ducting | recirculation kit available
- available in 70cm and 90cm widths



For technical diagrams please refer to page 78–80
10 AMP electrical connection, 3-pin plug and cord



Model ACG700X



Model ACG900X

ACH1200X

120cm canopy wallmount rangehood



- AS430 stainless steel
- wallmount
- front push-button operation
- 3 speeds
- 2 x 20W spotlights
- 125mm ducting
- 1000m³/hr (speed 3)
- 63.8 dBA maximum



For technical diagrams please refer to page 78–80
10 AMP electrical connection, 3-pin plug and cord



RANGEHOODS | BARBECUE

ACH12BBQ 120cm barbecue rangehood



- stainless steel
- 2 x 1000m³/hr airflow
- dual motors with 3 powerful air extraction speeds
- full stainless steel construction
- installation kit provided
- removable stainless steel baffle filters designed for maximum performance and easy cleaning
- 6 x LED lights will perfectly illuminate the cooking area
- wallmount installation
- twin duct outlets (one for each motor) for maximum performance

i For technical diagrams please refer to page 78–80
motor: 2 x 218W



Minimise grease and smoke when cooking on your barbecue with the Artusi twin-motor rangehood. Twin turbo motors combined with a custom-designed ventilation system. Suitable for any size barbecue (up to 120cm wide).

RANGEHOODS | CONCEALED UNDERMOUNT

AUM51X 51cm concealed undermount rangehood



- AS430 fingerprint-proof stainless steel
- 645m³/hr airflow at maximum speed
- 45.5 dBA (minimum speed)
- 57 dBA (maximum speed)
- slider controls
- aluminium grease filter
- 2 x extraction levels
- 2 x 28W halogen lights
- duct outlet Ø120mm
- installation with outlet tube to the exterior/ recirculating
- easy installation system

i For technical diagrams please refer to page 78–80
10 AMP electrical connection, 3-pin plug and cord
100W maximum power consumption




AUM60 & AUM90 60 & 90cm concealed undermount rangehood



- AS430 fingerprint-proof stainless steel
- aluminium filters
- carbon filter included
- recirculation vent
- 3 speeds, push-button control
- 750m³/hr airflow
- 2 x 1.5W LED lights
- 39.5 dBA (power level 1)
- Ø150mm ducting

i For technical diagrams please refer to page 78–80
10 AMP electrical connection, 3-pin plug and cord
150W motor



	AIRFLOW (m ³ /hr)	NOISE (dB)	PRESSURE (Pa)	POWER OUTLET (W)
LOW	308	39.5	242	90
MEDIUM	414	46.6	297	110
HIGH	619	56.5	380	189

RANGEHOODS | SLIDEOUT

ASO600RX & ASO900RX 60cm & 90cm slideout rangehood



- AS430 fingerprint-proof stainless steel
- 3x aluminium filters
- carbon filter included
- recirculation vent
- 3 speeds, slide control
- 270m³/hr airflow
- 2 x incandescent lightglobes
- 2 x front rails included (40mm | 68mm)
- Ø120mm ducting | recirculation kit available

i For technical diagrams please refer to page 78–80
10 AMP electrical connection, 3-pin plug and cord
input power: 120W



ASO601RX & ASO901RX 60cm & 90cm slideout rangehood (recirculated)



- stainless steel rail, grey body
- designed in Spain
- aluminium mesh filter, dishwasher safe
- carbon filter included
- 3 speeds, slide control
- 350m³/hr airflow
- 1 x 28W halogen globe
- 2 x front rails included (40mmH + 70mmH option)
- Ø120mm ducting

i For technical diagrams please refer to page 78–80
10 AMP electrical connection, 3-pin plug and cord
input power: 120W



ASO601RX



ASO901RX

ASO620X & ASO920X 60cm & 90cm slideout rangehood



- stainless steel front rail
- 2x aluminium mesh filter, dishwasher safe
- 3 speeds, slide control
- 600m³/hr airflow
- 59–65 dBA (minimum — maximum)
- 1 x 40W incandescent lightglobe
- 1x 40mm front rail
- ducted only
- Ø120mm ducting

i For technical diagrams please refer to page 78–80
10 AMP electrical connection, 3-pin plug and cord
input power: 120W



ASO620X



ASO920X

RANGEHOODS | FIXED

AFR6X 60cm fixed rangehood



- AS430 fingerprint-proof stainless steel
- 3x aluminium filters
- carbon filter included
- recirculation vent
- 3 speeds, slide control
- 270m³/hr airflow
- 2 x incandescent lightglobes
- Ø120mm ducting | recirculation kit available

i For technical diagrams please refer to page 78–80
10 AMP electrical connection, 3-pin plug and cord
input power: 120W



AFR60S & AFR60W 60cm fixed rangehood

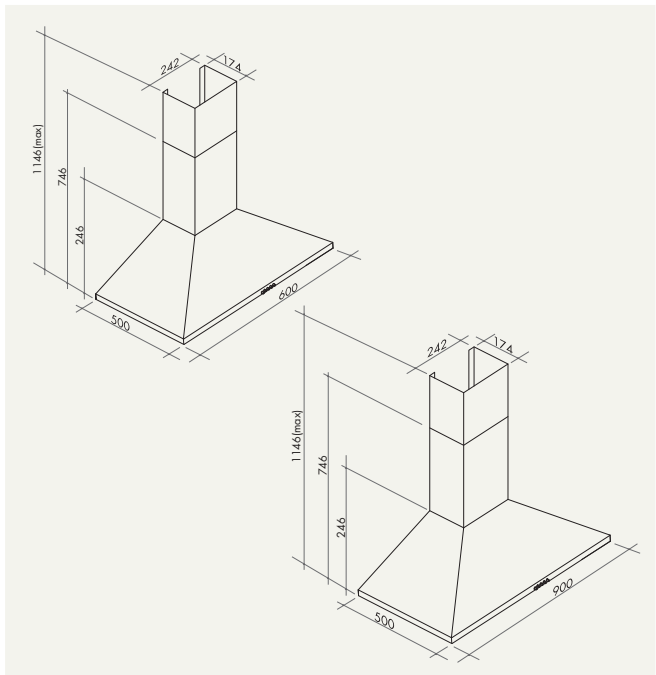


- silver glass | white glass
- 2x aluminium filters
- carbon filter included
- recirculation vent
- 3 speeds, slide control
- 270m³/hr airflow
- 2 x incandescent lightglobes
- Ø120mm ducting | recirculation kit available

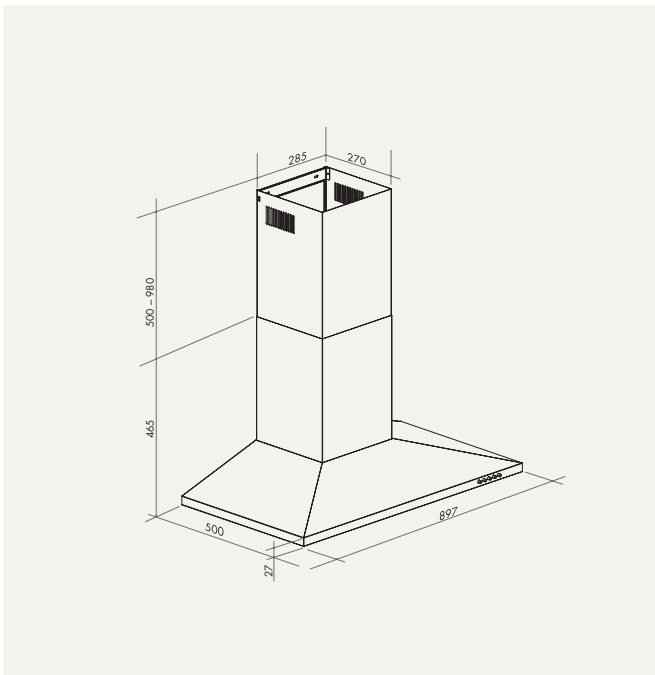
i For technical diagrams please refer to page 78–80
10 AMP electrical connection, 3-pin plug and cord
input power: 120W



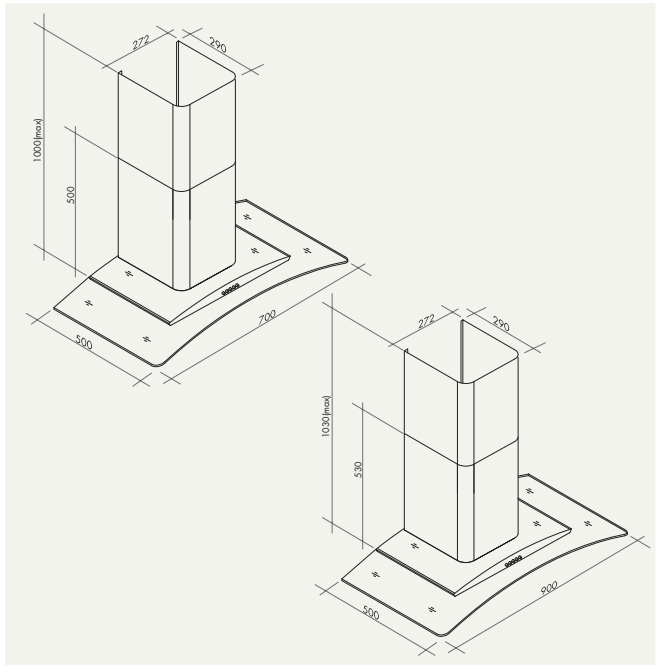
TECHNICAL INFORMATION



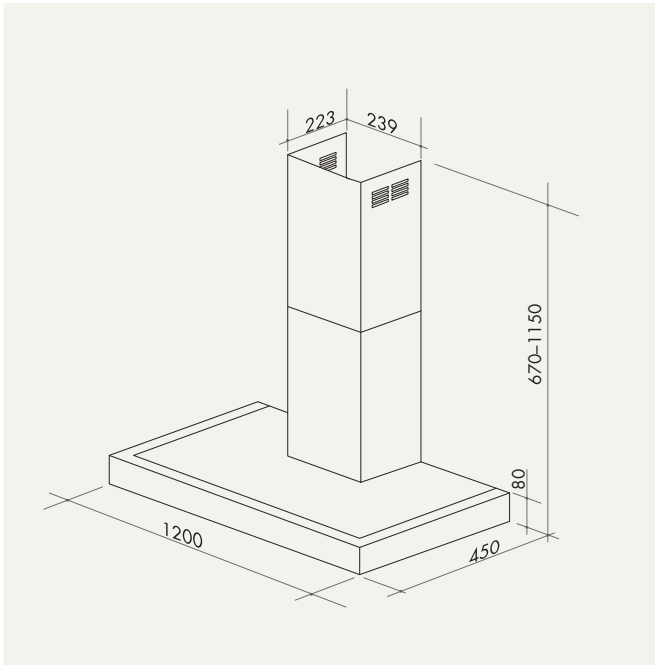
ACH600X | ACH900X



ACH905XX



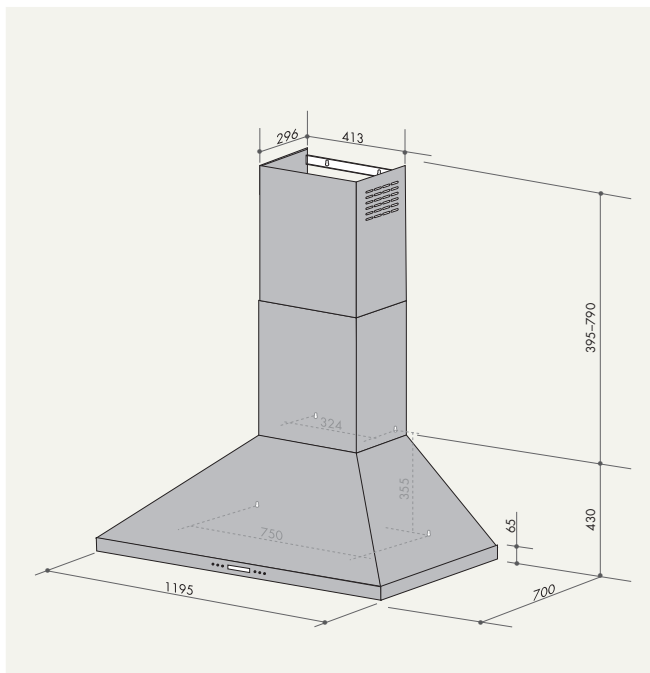
ACG700X | ACG900X



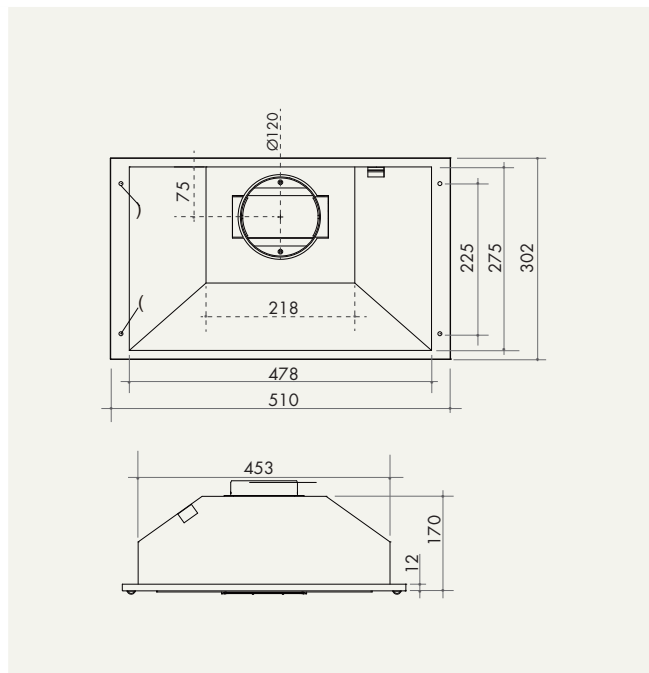
ACH1200X

PLEASE NOTE:
 All technical drawings are supplied as a general reference only. They are not to scale and are provided as a guide only. For detailed instructions, please refer to your user guide. All cutouts should only be made after physical measurement of the appliance. Appliances that require hard wiring and/or plumbing should be installed by professional tradesmen.

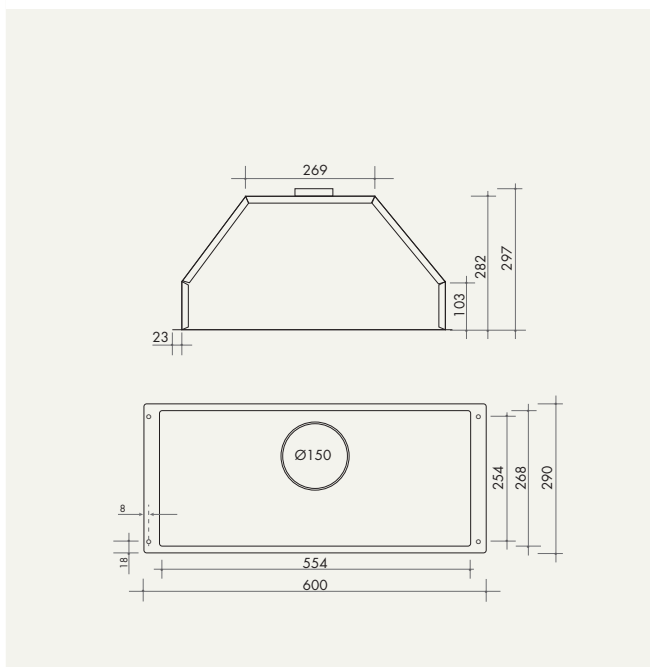
TECHNICAL INFORMATION



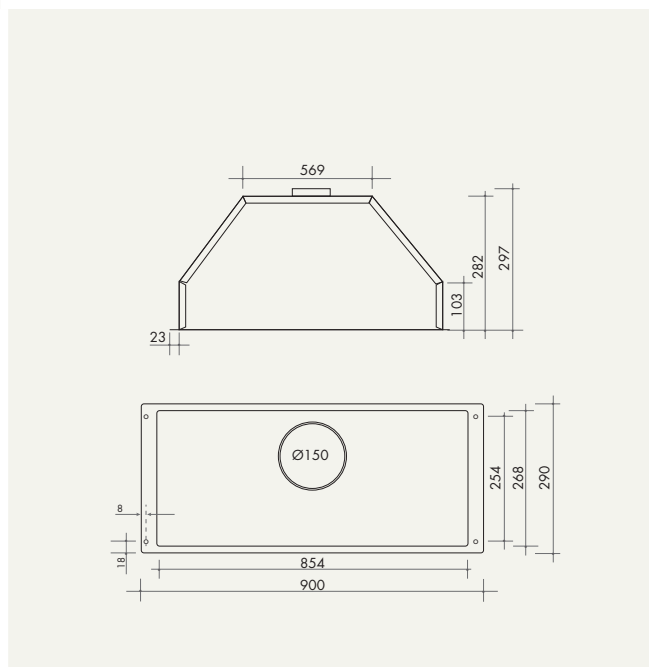
ACH12BBQ



AUM51X



AUM60

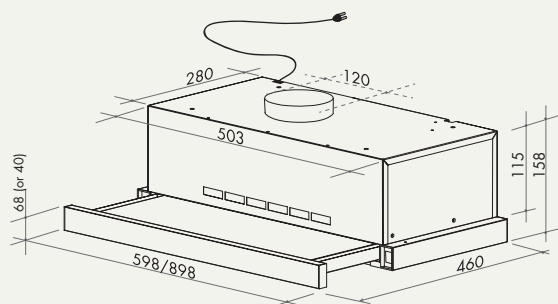


AUM90

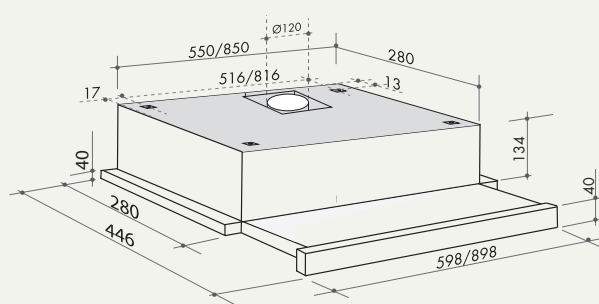
PLEASE NOTE:

All technical drawings are supplied as a general reference only. They are not to scale and are provided as a guide only. For detailed instructions, please refer to your user guide. All cutouts should only be made after physical measurement of the appliance. Appliances that require hard wiring and/or plumbing should be installed by professional tradesmen.

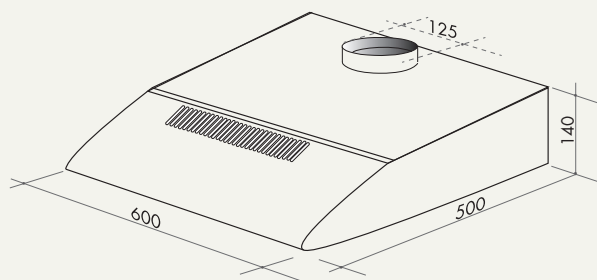
TECHNICAL INFORMATION



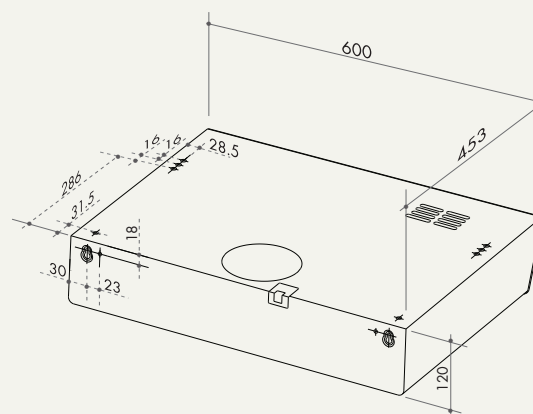
ASO600RX | ASO900RX



ASO601X | ASO901X
ASO620X | ASO920X



AFR6X



AFR60S | AFR60W

PLEASE NOTE:

All technical drawings are supplied as a general reference only. They are not to scale and are provided as a guide only. For detailed instructions, please refer to your user guide. All cutouts should only be made after physical measurement of the appliance. Appliances that require hard wiring and/or plumbing should be installed by professional tradesmen.

SINKS | GRANITEK SERIES

OUR REVOLUTIONARY TECHNOLOGY

Our manufacturing system uses a moulding technology system, meaning Artusi Granitek sinks consist of a substantial and even distribution of its components including within the sink mass. This technology is internationally patented.

TWIN BOWL SINK WITH DRAIN



AGS1162B



AGS1162W

Sink Kit:

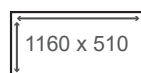
Space saving siphon, waste and pre-mounted hooks, rectangular overflow

Available accessories:

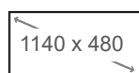
ARI01300 - Drain Rack
ATL11600 - Wooden Chopping Block



Features



Dimensions (mm)



Built-in hole (mm)



Base



Inset



Anti-bacterial surface



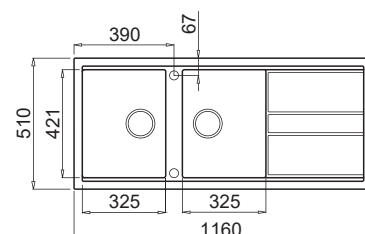
Reversible



Rectangular overflow



Bowl depth (mm)



SINKS | GRANITEK SERIES

CERAMISATION COMPARISON:
 This is a specific method in colouring the granite-particles. Their colouring of the materials happens not only on the surface, but also in all the particles' mass, through a particular firing process heating the material to over 700°C. This ensures the colour can penetrate deep, reaching particles' core. The result give the end product the highest resistance against discolouring.

SINGLE BOWL SINK WITH DRAIN



AGS1001B



AGS1001W

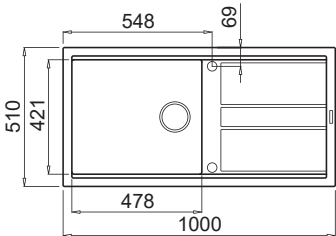
Sink Kit:
 Space saving siphon, waste and pre-mounted hooks, rectangular overflow

Available accessories:
 ARI01300 - Drain Rack
 ATL11600 - Wooden Chopping Block



Features

Dimensions (mm)	Built-in hole (mm)	Base	Inset
Anti-bacterial surface	Reversible	Rectangular overflow	Bowl depth (mm)



SINKS | GRANITEK SERIES

OUR MOULDING SYSTEM

We have invented a dynamic mould, which results in evenly distributing all the components included in the sink mass, this allows us to keep the optimal usable space in the sinks bowl.

TWIN BOWL SINK



AGS792B



AGS792W

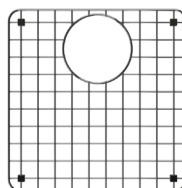
Sink Kit:

Space saving siphon, waste and pre-mounted hooks

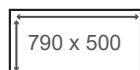
790

Available accessories:

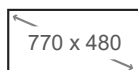
AGB01302 - Drain Rack



Features



Dimensions (mm)



Built-in hole (mm)



Base



Inset



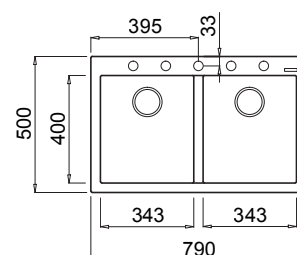
Anti-bacterial surface



Distance to mixer



Bowl depth (mm)



SINKS | GRANITEK SERIES

OUR MOULDING SYSTEM

This method has great long term results such as:
Improved thermal shock resistance (+100%), Better resistance to high temperatures (+30%), Improved impact resistance (+30%), Improved appearance of all the sinks visible surfaces (including the base), Easy to clean & More resistant to abrasion of the surface and bowls.

SINGLE BOWL SINK



AGS791B



AGS791W

Sink Kit:
Space saving siphon, waste and pre-mounted hooks

Features

790 x 500

Dimensions (mm)

770 x 480

Built-in hole (mm)

800

Base

Inset

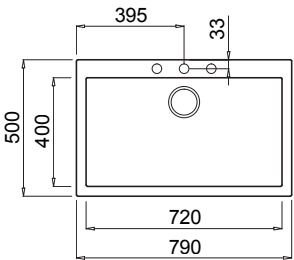
Anti-bacterial surface

58mm

Distance to mixer

200

Bowl depth (mm)



SINKS | GRANITEK SERIES

WHAT IS GRANITEK?

Granitek is a word given when a bond between granite and acrylic resin is created. This has the best finished qualities in granite the sector. It gives you greater resistance against high temperatures, cracks, chips and is more resistant violent impacts

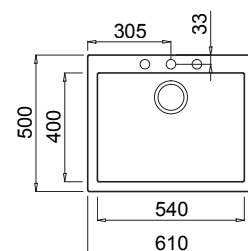
SINGLE BOWL SINK



AGS611B



AGS611W

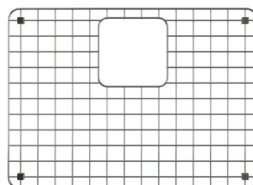


Sink Kit:

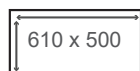
Space saving siphon, waste and pre-mounted hooks

Available accessories:

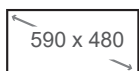
AGB01304 - Drain Rack



Features



Dimensions (mm)



Built-in hole (mm)



Base



Base with composition



Inset



Anti-bacterial surface



Distance to mixer



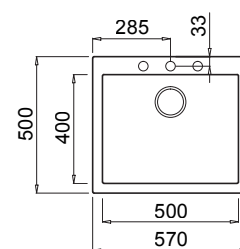
Bowl depth (mm)



AGS571B



AGS571W

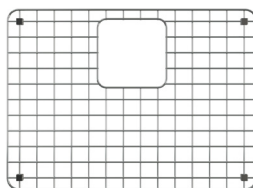


Sink Kit:

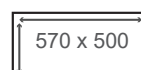
Space saving siphon, waste and pre-mounted hooks

Available accessories:

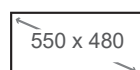
AGB01304 - Drain Rack



Features



Dimensions (mm)



Built-in hole (mm)



Base



Inset



Anti-bacterial surface



Distance to mixer



Bowl depth (mm)

SINKS | GRANITEK SERIES



SINGLE BOWL SINK



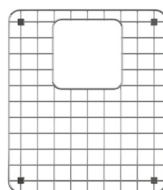
AGS411B



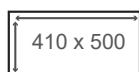
AGS411W

Sink Kit:
Space saving siphon, waste
and pre-mounted hooks

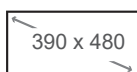
Available accessories:
AGB01305 - Drain Rack



Features



Dimensions (mm)



Built-in hole (mm)



Base



Inset



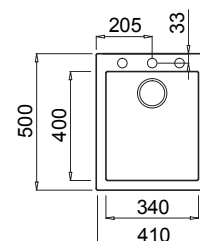
Anti-bacterial surface



Distance to mixer



Bowl depth (mm)



SINKS | STAINLESS STEEL



AVAILABLE WITH LEFT OR RIGHT-HAND BOWL

PADDINGTON single bowl + drainer | INSET

FINISH	AISI 304 satin finish stainless steel 0.8mm thick
SIZE mm	860 x 500
BOWL SIZE DEPTH mm	410 x 410 190
CUTOUT mm	842 x 482
MINIMUM CABINET SIZE mm	500

PREVIOUS CODE: HY 860.500



AVAILABLE WITH LEFT OR RIGHT-HAND BOWL

DEVON double bowl + drainer | INSET

FINISH	AISI 304 satin finish stainless steel 0.8mm thick
SIZE mm	1160 x 500
BOWL SIZE DEPTH mm	345 x 400 150/165
CUTOUT mm	1140 x 482
MINIMUM CABINET SIZE mm	800

PREVIOUS CODE: HY 1160.500.20



SINKS | STAINLESS STEEL



FLEET double bowl | INSET SLIM-TOP

FINISH	AISI 304 polished stainless steel 1mm thick
SIZE mm	740 x 440
BOWL SIZE DEPTH mm	340 x 400 210
CUTOUT mm	725 x 425
MINIMUM CABINET SIZE mm	800
PREVIOUS CODE: MU 340.50.50	



COVENTRY double bowl | UNDERMOUNT T

FINISH	AISI 304 satin finish stainless steel 0.08mm thick
SIZE mm	800 X 517
BOWL SIZE DEPTH mm	360 x 460 185
CUTOUT mm	760 x 460
MINIMUM CABINET SIZE mm	850
PREVIOUS CODE: MN 360.50.50	



ACCESSORIES



B20.42
chopping board



B30.42
chopping board



B32.34
chopping board



G21.40 black
chopping board



G21.40 white
chopping board




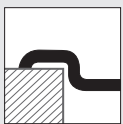
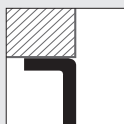
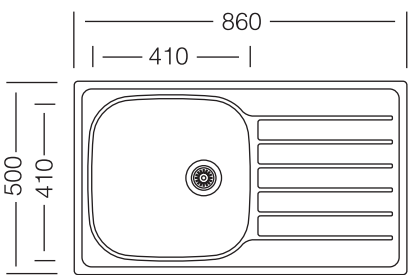
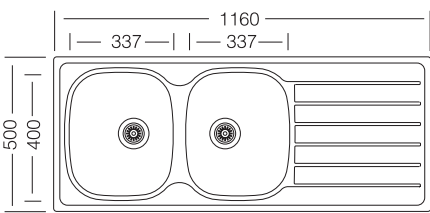
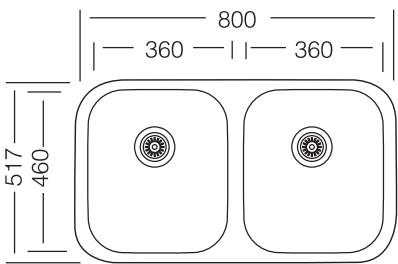
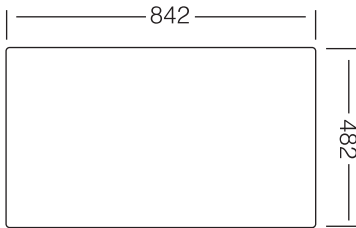

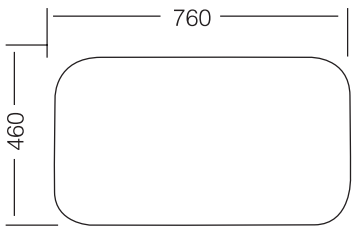
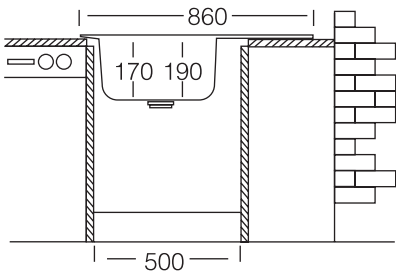
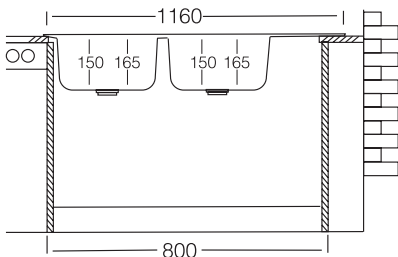
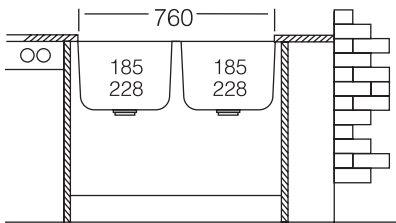
CS16.39
colander

TECHNICAL INFORMATION

PADDINGTON
HY 860.500

DEVON
HY 1160.500.20

FLEET
MN 360.50.50

INSTALLATION	<p>INSET</p>  <p>Dimensions:(mm) 860 x 500</p>	<p>INSET</p>  <p>Dimensions:(mm) 1160 x 500</p>	<p>UNDERMOUNT</p>  <p>Dimensions:(mm) 800 x 517</p>
OVERALL SIZE			
CUTOUT SIZE			
MINIMUM CABINET SIZE			

PLEASE NOTE:
All technical drawings are supplied as a general reference only. They are not to scale and are provided as a guide only. For detailed instructions, please refer to your user guide. All cutouts should only be made after physical measurement of the appliance. Appliances that require hard wiring and/or plumbing should be installed by professional tradesmen.

TECHNICAL INFORMATION

COVENTRY

MU 340.50.50

FLUSHMOUNT



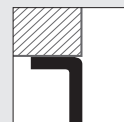
Dimensions:(mm)
740 x 440

INSET SLIM TOP

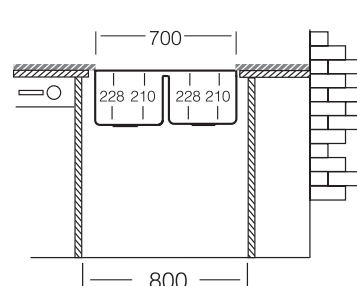
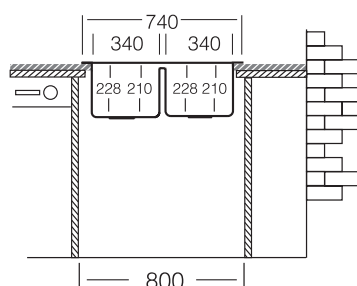
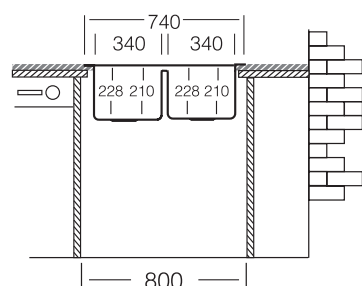
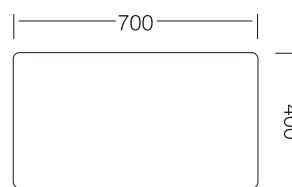

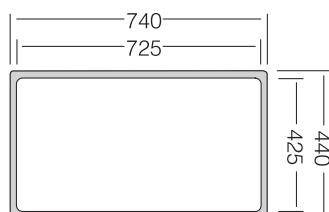
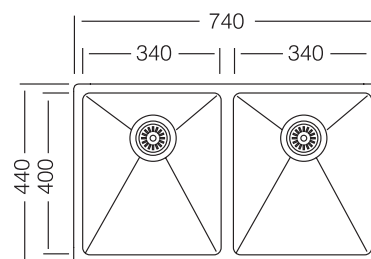
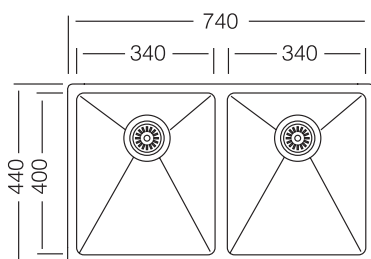
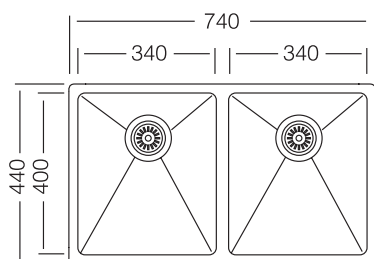


Dimensions:(mm)
740 x 440

UNDERMOUNT



Dimensions:(mm)
740 x 440



PLEASE NOTE:

All technical drawings are supplied as a general reference only. They are not to scale and are provided as a guide only. For detailed instructions, please refer to your user guide. All cutouts should only be made after physical measurement of the appliance. Appliances that require hard wiring and/or plumbing should be installed by professional tradesmen.



SINKS | STAINLESS STEEL



BOND single bowl | INSET SLIM-TOP

FINISH	AISI 304 polished stainless steel 1mm thick
SIZE mm	440 x 440
BOWL SIZE DEPTH mm	400 x 400 210
CUTOUT mm	422 x 422
MINIMUM CABINET SIZE mm	450
PREVIOUS CODE:	ME 400



STRAND single bowl | INSET SLIM-TOP

FINISH	AISI 304 polished stainless steel 1mm thick
SIZE mm	490 x 440
BOWL SIZE DEPTH mm	450 x 400 210
CUTOUT mm	472 x 422
MINIMUM CABINET SIZE mm	500
PREVIOUS CODE:	ME 451



REGENT single bowl | INSET SLIM-TOP

FINISH	AISI 304 polished stainless steel 1mm thick
SIZE mm	588 x 435
BOWL SIZE DEPTH mm	548 x 395 210
CUTOUT mm	570 x 417
MINIMUM CABINET SIZE mm	600
PREVIOUS CODE:	ME 550

SINKS | STAINLESS STEEL



EUSTON single bowl | INSET SLIM-TOP

FINISH	AISI 304 polished stainless steel 1mm thick
SIZE mm	604 X 504
BOWL SIZE DEPTH mm	550 X 395 228
CUTOUT mm	582 x 482
MINIMUM CABINET SIZE mm	600
PREVIOUS CODE:	ME 600.500



PICCADILLY single bowl | INSET SLIM-TOP

FINISH	AISI 304 polished stainless steel 1mm thick
SIZE mm	794 x 504
BOWL SIZE DEPTH mm	745 x 400 210
CUTOUT mm	772 x 482
MINIMUM CABINET SIZE mm	800
PREVIOUS CODE:	ME 790.500



OXFORD two-bowl | INSET SLIM-TOP

FINISH	AISI 304 polished stainless steel 1mm thick
SIZE mm	830 x 510
BOWL SIZE DEPTH mm	400 x 450: 340 x 400 228:210
CUTOUT mm	812 x 492
MINIMUM CABINET SIZE mm	900
PREVIOUS CODE:	ME 400.60.40

SINKS | STAINLESS STEEL



ACCESSORIES



B20.42
chopping board



B30.42
chopping board



B32.34
chopping board



G21.40 black
chopping board



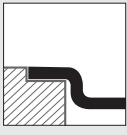
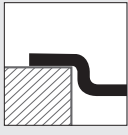

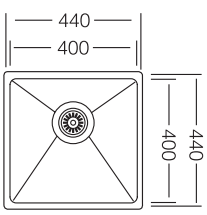
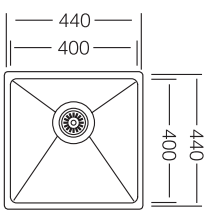
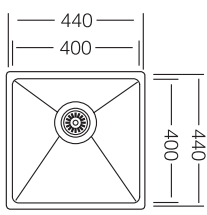
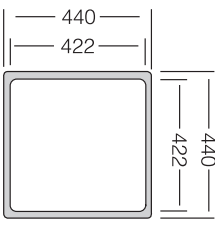
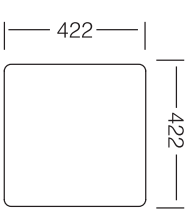
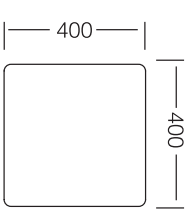
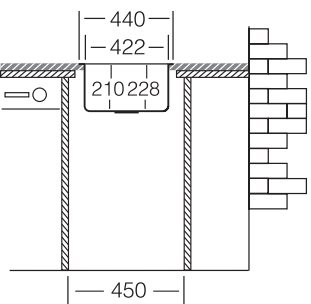
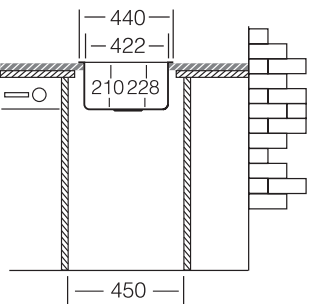
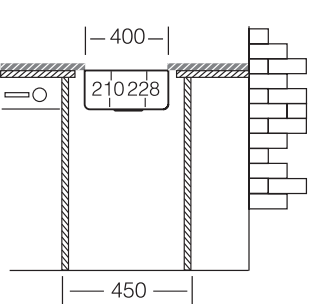
G21.40 white
chopping board



CS16.39
colander

TECHNICAL INFORMATION

BOND
ME 400

INSTALLATION	<p>FLUSHMOUNT</p>  <p>Dimensions:(mm) 440 x 440</p>	<p>INSET SLIM TOP</p>  <p>Dimensions:(mm) 440 x 440</p>	<p>UNDERMOUNT</p>  <p>Dimensions:(mm) 440 x 440</p>
OVERALL SIZE			
CUTOUT SIZE			
MINIMUM CABINET SIZE			

PLEASE NOTE:

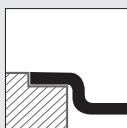
All technical drawings are supplied as a general reference only. They are not to scale and are provided as a guide only. For detailed instructions, please refer to your user guide. All cutouts should only be made after physical measurement of the appliance. Appliances that require hard wiring and/or plumbing should be installed by professional tradesmen.

TECHNICAL INFORMATION

STRAND ME 451

INSTALLATION

FLUSHMOUNT



Dimensions:(mm)
490 x 440

INSET SLIM TOP



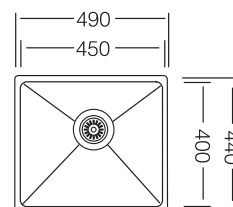
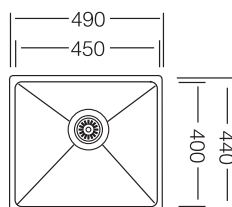
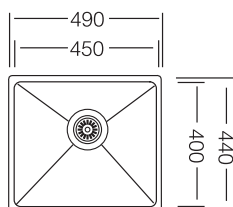
Dimensions:(mm)
490 x 440

UNDERMOUNT

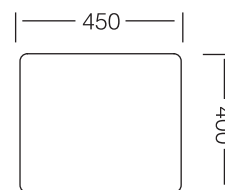
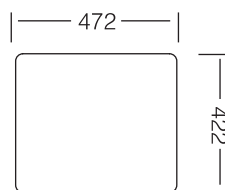
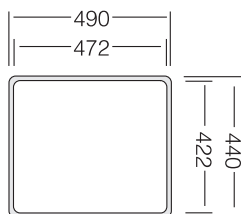


Dimensions:(mm)
490 x 440

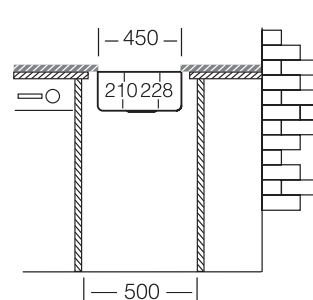
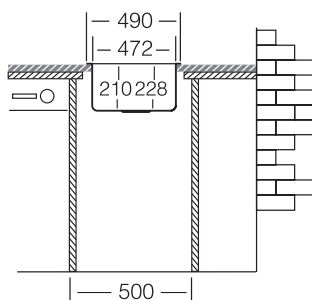
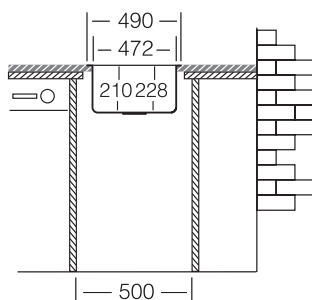
OVERALL SIZE



CUTOUT SIZE



MINIMUM CABINET SIZE



PLEASE NOTE:

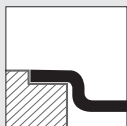
All technical drawings are supplied as a general reference only. They are not to scale and are provided as a guide only. For detailed instructions, please refer to your user guide. All cutouts should only be made after physical measurement of the appliance. Appliances that require hard wiring and/or plumbing should be installed by professional tradesmen.

TECHNICAL INFORMATION

REGENT


ME 550

FLUSHMOUNT



Dimensions:(mm)
588 x 435

INSET SLIM TOP

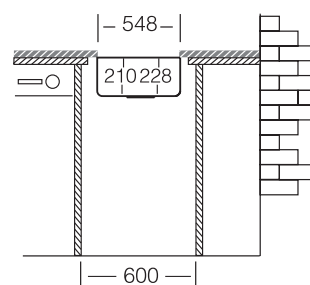
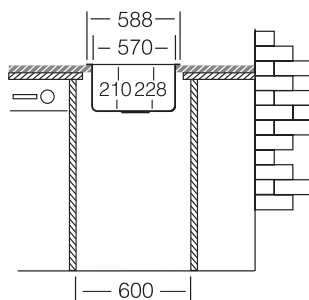
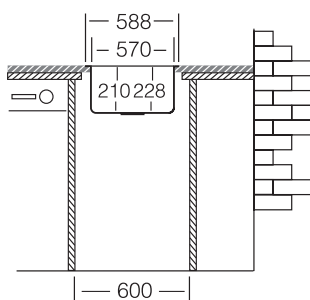


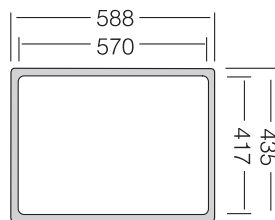

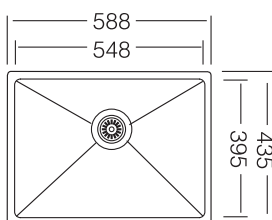
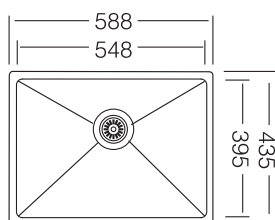


Dimensions:(mm)
588 x 435

UNDERMOUNT



Dimensions:(mm)
588 x 435



PLEASE NOTE:

All technical drawings are supplied as a general reference only. They are not to scale and are provided as a guide only. For detailed instructions, please refer to your user guide. All cutouts should only be made after physical measurement of the appliance. Appliances that require hard wiring and/or plumbing should be installed by professional tradesmen. 97

TECHNICAL INFORMATION

EUSTON
ME 600.500


INSTALLATION

FLUSHMOUNT



Dimensions:(mm)
604 x 504

INSET SLIM TOP



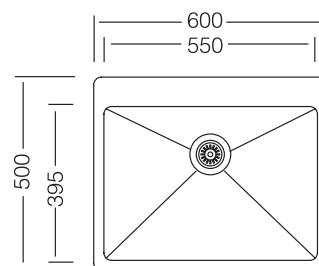
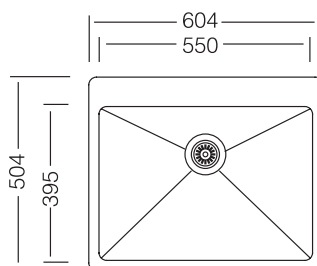
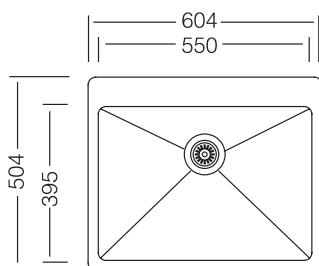
Dimensions:(mm)
604 x 504

UNDERMOUNT

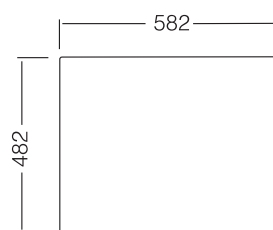
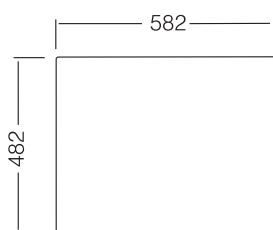
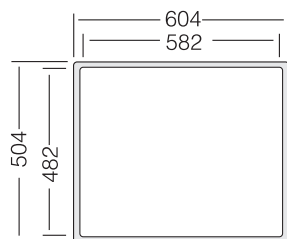


Dimensions:(mm)
600 x 500

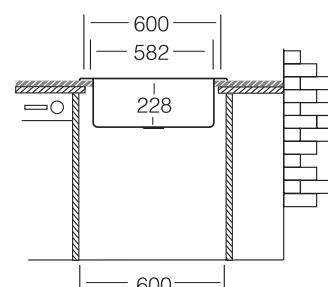
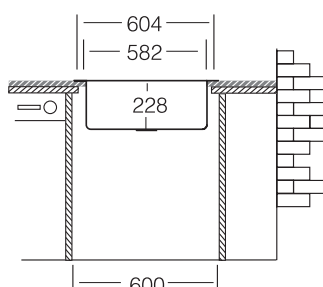
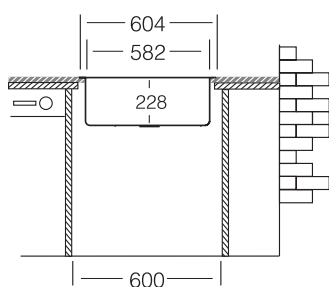
OVERALL SIZE



CUTOUT SIZE



MINIMUM CABINET SIZE



PLEASE NOTE:

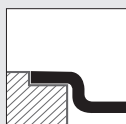
All technical drawings are supplied as a general reference only. They are not to scale and are provided as a guide only. For detailed instructions, please refer to your user guide. All cutouts should only be made after physical measurement of the appliance. Appliances that require hard wiring and/or plumbing should be installed by professional tradesmen.

TECHNICAL INFORMATION

PICCADILLY

ME 790.500

FLUSHMOUNT



Dimensions:(mm)
794 x 504

INSET SLIM TOP

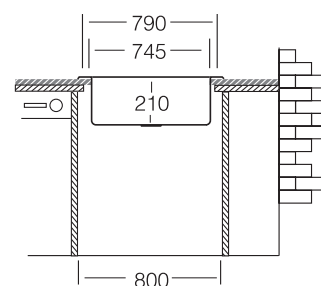
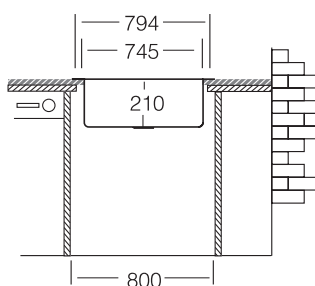
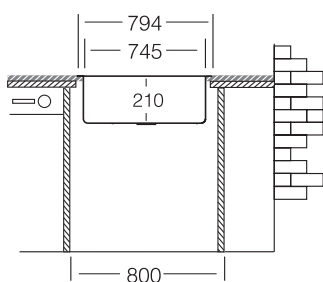



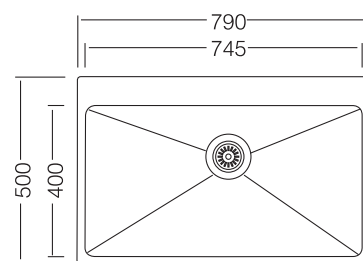
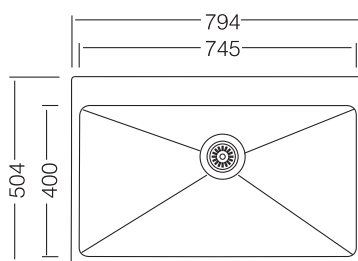
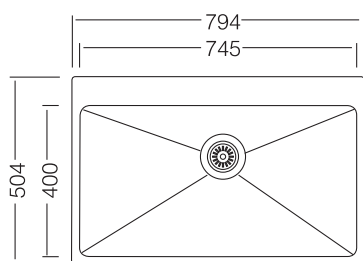


Dimensions:(mm)
794 x 504

UNDERMOUNT



Dimensions:(mm)
790 x 500



PLEASE NOTE:

All technical drawings are supplied as a general reference only. They are not to scale and are provided as a guide only. For detailed instructions, please refer to your user guide. All cutouts should only be made after physical measurement of the appliance. Appliances that require hard wiring and/or plumbing should be installed by professional tradesmen.99

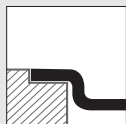
TECHNICAL INFORMATION

OXFORD

ME 400.60.40


INSTALLATION

FLUSHMOUNT




Dimensions:(mm)
800 x 490

INSET SLIM TOP



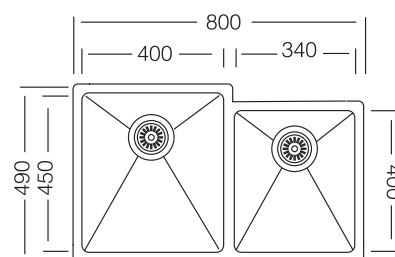
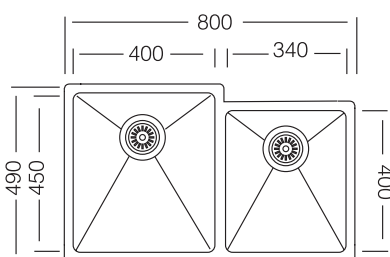
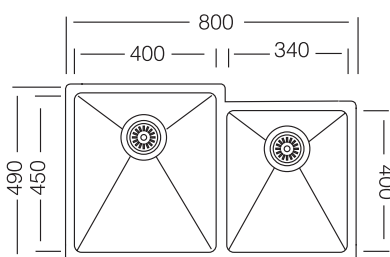
Dimensions:(mm)
800 x 490

UNDERMOUNT

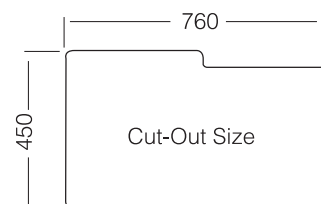
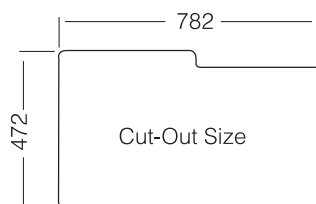
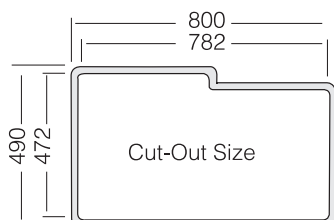


Dimensions:(mm)
800 x 490

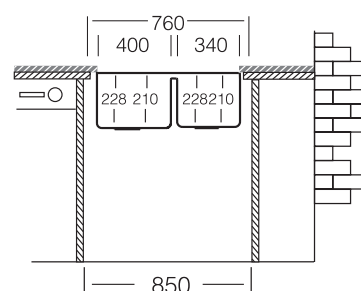
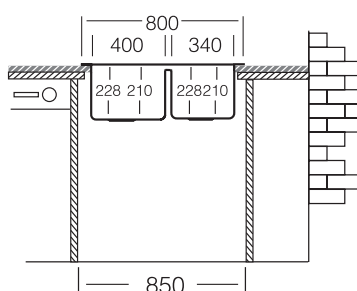
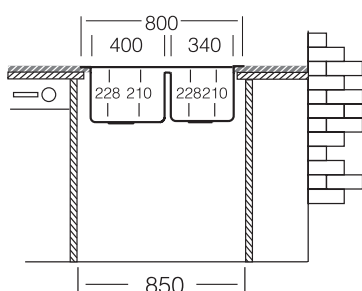
OVERALL SIZE



CUTOUT SIZE



MINIMUM CABINET SIZE



PLEASE NOTE:

All technical drawings are supplied as a general reference only. They are not to scale and are provided as a guide only. For detailed instructions, please refer to your user guide. All cutouts should only be made after physical measurement of the appliance. Appliances that require hard wiring and/or plumbing should be installed by professional tradesmen.

SINKS | STAINLESS STEEL



ACCESSORIES



B20.42
chopping board



B30.42
chopping board



B32.34
chopping board



G21.40 black
chopping board



G21.40 white
chopping board



CS16.39
colander

SINKS | STAINLESS STEEL



LIVERPOOL one bowl + drainer

FINISH	AISI 304 satin finish stainless steel 1mm thick
SIZE mm	784 x 514
BOWL SIZE DEPTH mm	340 x 400 203
CUTOUT mm	765 x 495
MINIMUM CABINET SIZE mm	450
PREVIOUS CODE:	MM 780.510.60



AVAILABLE WITH LEFT OR RIGHT-HAND BOWL

PARK LANE 1.5 bowl + drainer

FINISH	AISI 304 polished stainless steel 1mm thick
SIZE mm	864 x 514
BOWL SIZE DEPTH mm	170x400/340 x 400 153/203
CUTOUT mm	772 x 482
MINIMUM CABINET SIZE mm	600
PREVIOUS CODE:	MM 860.510.15



AVAILABLE WITH LEFT OR RIGHT-HAND BOWL

MAYFAIR double bowl + drainer

FINISH	AISI 304 polished stainless steel 1mm thick
SIZE mm	1160 x 500
BOWL SIZE DEPTH mm	340 x 400 240/215
CUTOUT mm	1130 x 470
MINIMUM CABINET SIZE mm	800

PREVIOUS CODE: MM 1160.500.20



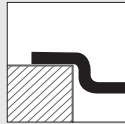
AVAILABLE WITH LEFT OR RIGHT-HAND BOWL

TECHNICAL INFORMATION

LIVERPOOL
MM 780.510.60

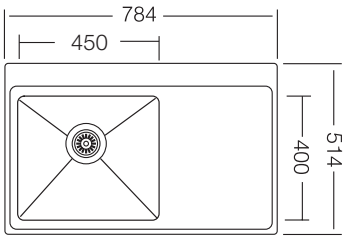
INSTALLATION

INSET SLIM TOP




Dimensions:(mm)
784 x 514

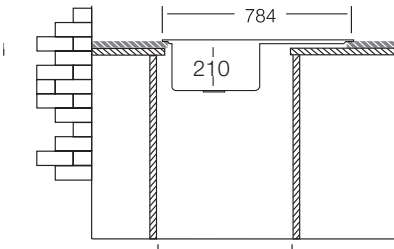
OVERALL SIZE



CUTOUT SIZE



MINIMUM CABINET SIZE



PLEASE NOTE:
All technical drawings are supplied as a general reference only. They are not to scale and are provided as a guide only. For detailed instructions, please refer to your user guide. All cutouts should only be made after physical measurement of the appliance. Appliances that require hard wiring and/or plumbing should be installed by professional tradesmen.

TECHNICAL INFORMATION

PARK LANE

MM 860.510.15

INSTALLATION

FLUSHMOUNT



Dimensions:(mm)
864 x 514

INSET SLIM TOP



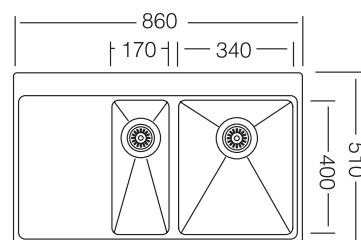
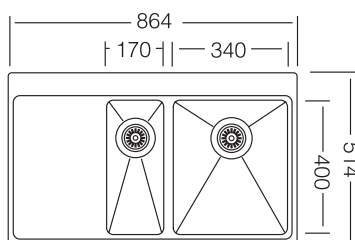
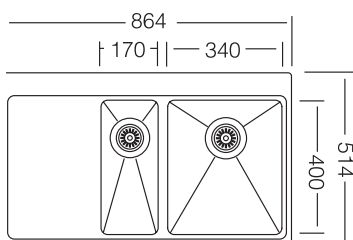
Dimensions:(mm)
864 x 514

UNDERMOUNT

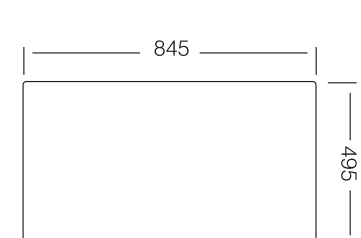
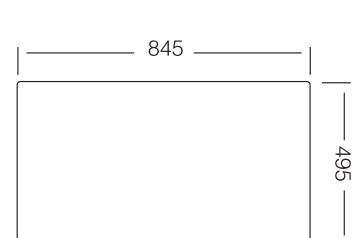
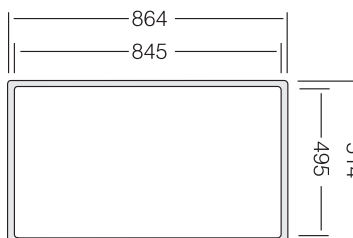


Dimensions:(mm)
860 x 510

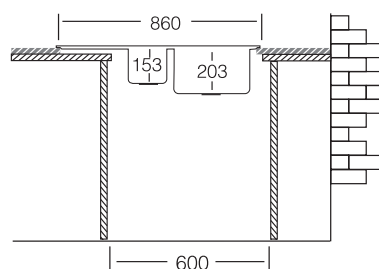
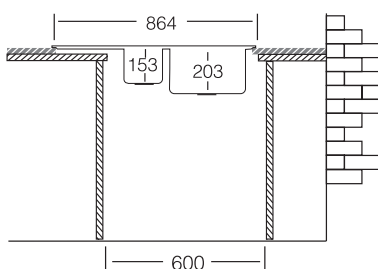
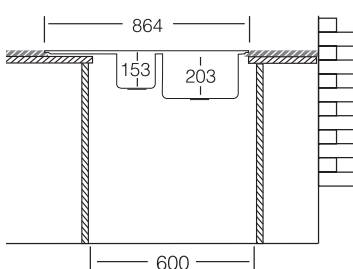
OVERALL SIZE



CUTOUT SIZE



MINIMUM CABINET SIZE

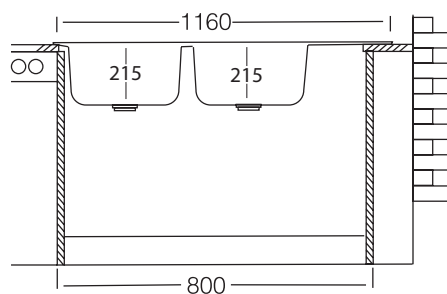

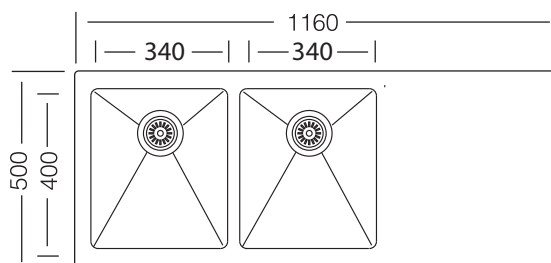
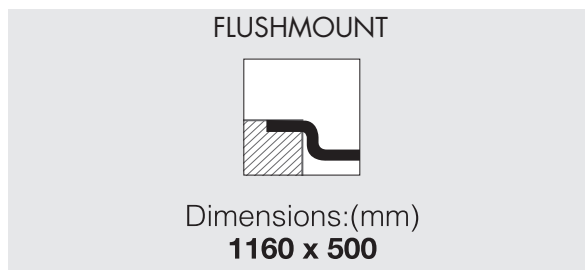


PLEASE NOTE:

All technical drawings are supplied as a general reference only. They are not to scale and are provided as a guide only. For detailed instructions, please refer to your user guide. All cutouts should only be made after physical measurement of the appliance. Appliances that require hard wiring and/or plumbing should be installed by professional tradesmen.

TECHNICAL INFORMATION

MAYFAIR
MM 116O.51O.2O



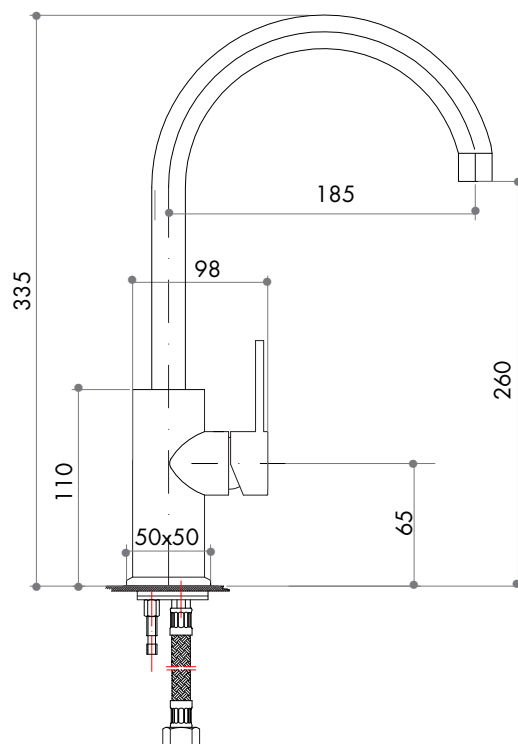
PLEASE NOTE:

All technical drawings are supplied as a general reference only. They are not to scale and are provided as a guide only. For detailed instructions, please refer to your user guide. All cutouts should only be made after physical measurement of the appliance. Appliances that require hard wiring and/or plumbing should be installed by professional tradesmen.

TAP

ASM101B gooseneck mixer tap

- electroplated matt black finish
- single lever control
- contemporary design
- swivel spout
- pin handle
- 35mm ceramic disk cartridge
- 9-litres per minute
- 3 STAR



DISHWASHERS

ADW7002X & ADW7002W freestanding dishwasher

- grey panel & stainless steel door or white panel
- 8 wash programs — Auto Delicate, Auto Normal, Auto Intensive, Quick, ECO, Super, Hygiene/Extra Hygiene
- 6 temperature settings (Auto, 30, 40, 50, 60, 70°C)
- fully electronic controls
- hidden heating element
- metal filter
- turbidity sensor (assesses water quality)
- turbo drying system
- overflow and leakage protection
- heater protection
- start/pause button
- LED display
- delay timer option
- half-load option
- child safety lock
- adjustable upper basket (when empty)
- foldable racks on lower basket
- removable cutlery basket
- removable worktop for underbench installation
- 49 dBA
- made in Europe



For technical diagrams please refer to page 111–112
10 AMP GPO, standard 3-pin plug and cord; 240V



Model ADW7002X



Model ADW7002W

ADW5001X freestanding dishwasher

- stainless steel colour
- 12 place settings
- delay start option | 3-6-9-12 hours
- 49 dBA
- electronic control panel
- push-button functions: power, programs, delay function, child lock, start/pause
- 6 programs: intensive, heavy, ECO, 90-min, glass, rapid
- height-adjustable top basket
- flowmeter water sensor
- extra drying
- strong wash
- grey basket
- VDE hose



For technical diagrams please refer to page 111–112
10 AMP GPO; standard 3-pin plug and cord; 240V



DISHWASHERS

ADWSI601X semi-integrated dishwasher

- stainless steel control panel
- semi integrated — door panel supplied and fitted by builder
- 12 place settings
- 6 wash programs
- push-button functions: Power, Programs, Function, Delay, Child lock, Start/Pause
- 49 dBA
- electronic controls
- flowmeter water sensor
- antiflood device
- delay start 3/6/9/12 hours
- height-adjustable top basket
- rinse aid indicator
- natural drying + Extra drying
- child lock
- VDE inlet hose
- hot (max 90°C) or cold water connection
- inlet hose: 1800mm | outlet hose: 1400mm
- NB: kickplate included



Door panel not supplied

For technical diagrams please refer to page 111–112

i 10 AMP GPO; standard 3-pin plug and cord; 240V

ADWFI601 fully-integrated dishwasher

- door panel supplied and fitted by builder
- 12 place settings
- 5 wash programs
- half-load function
- 49 dBA
- electronic controls
- flowmeter water sensor
- antiflood device
- delay start 3/6/9 hours
- height-adjustable top basket
- rinse aid indicator
- natural drying + Extra drying
- VDE inlet hose
- hot (max 90°C) or cold water connection
- inlet hose: 1800mm | outlet hose: 2000mm
- NB: kickplate not included



Door and kick panels not supplied

For technical diagrams please refer to page 111–112

i 10 AMP GPO; standard 3-pin plug and cord; 240V

DISHWASHERS

ADW4500X 45cm-wide freestanding dishwasher

- stainless steel control panel
- 9 place settings
- electronic control panel with LED display
- 6 wash programs
- height-adjustable upper basket
- 3-in-1 function
- 49 dBA
- delay start 1–24 hours
- half wash option
- natural drying
- cold water connection
- 1500mm inlet hose
- 1500mm outlet hose
- child lock

i For technical diagrams please refer to page 111–112
10 AMP, 3-pin plug



ADWFI458 45cm-wide fully-integrated dishwasher

- door panel supplied and fitted by builder
- 8 place settings
- 4 wash programs
- ECO wash program
- 45 dBA
- delay start 3–6–9 hours
- half wash option
- residual heat drying
- VDE inlet hose with VEE safety certificate can be used with hot water (70–90°C)
- hot (max 90°C) or cold water connection
- inlet hose: 1800mm | outlet hose: 2000mm

i For technical diagrams please refer to page 111–112
10 AMP GPO, standard 3-pin plug and cord; 240V




DISHWASHERS

ADWSI458X

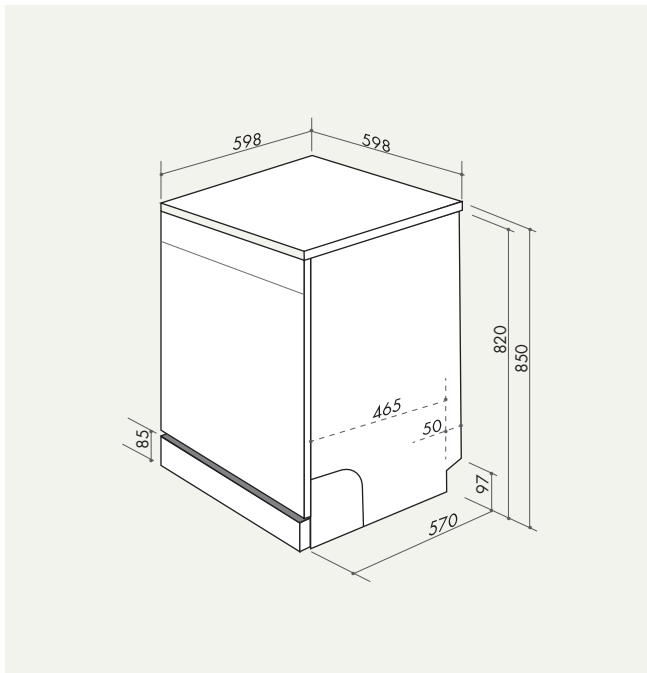
45cm-wide semi-integrated dishwasher

- stainless steel interior and control panel, door panel supplied and fitted by builder
- 8 place settings
- 6 wash programs
- ECO wash program
- 45 dBA
- delay start 3–6–9 hours
- half wash option
- residual heat drying
- cold water connection
- inlet hose: 1800mm | outlet hose: 2000mm

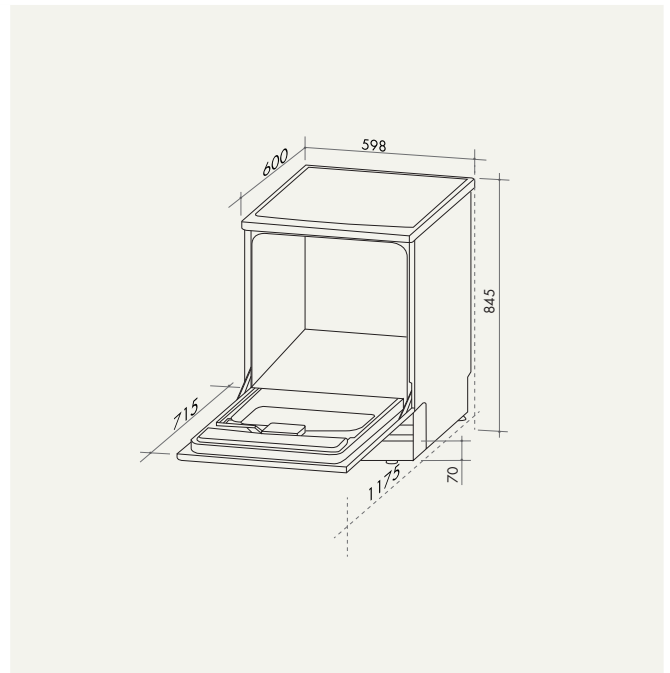
i For technical diagrams please refer to page 111–112
10 AMP GPO, standard 3-pin plug and cord; 240V



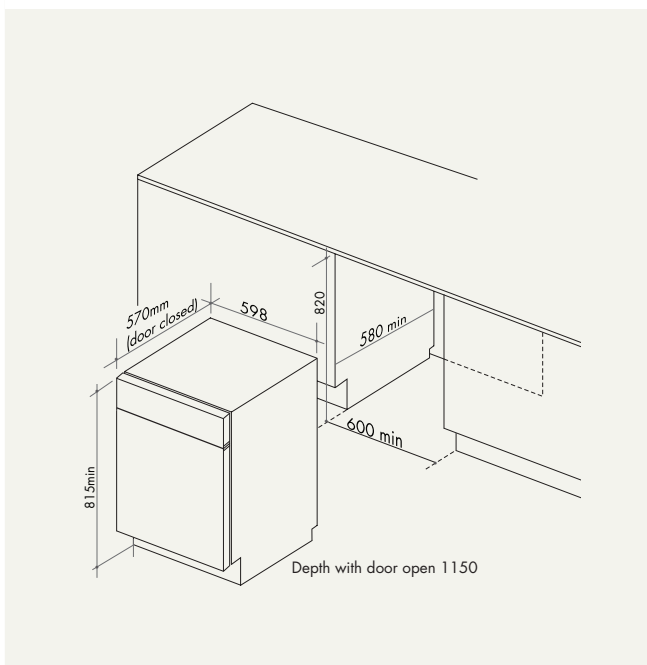
TECHNICAL INFORMATION



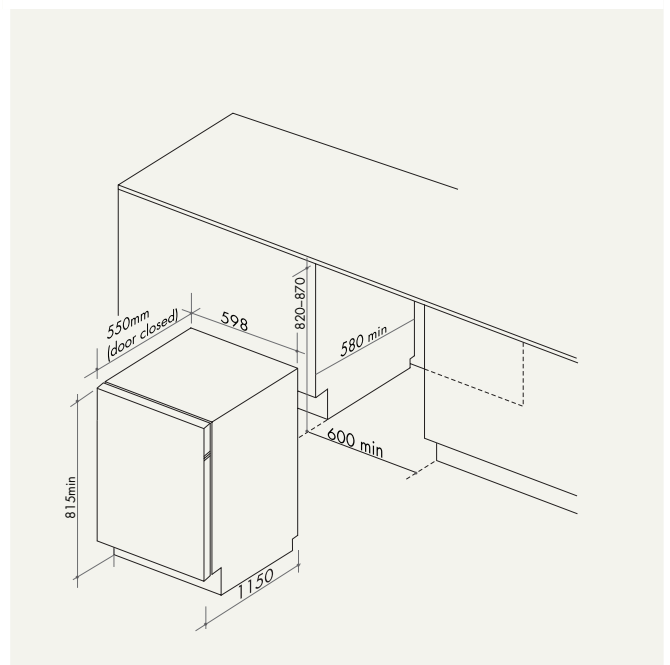
ADW7002



ADW5001X



ADWSI601X

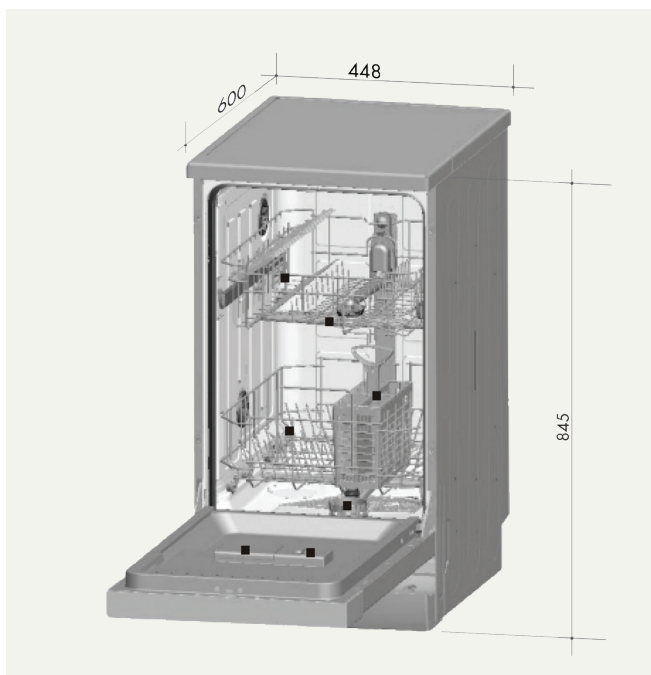


ADWFI601

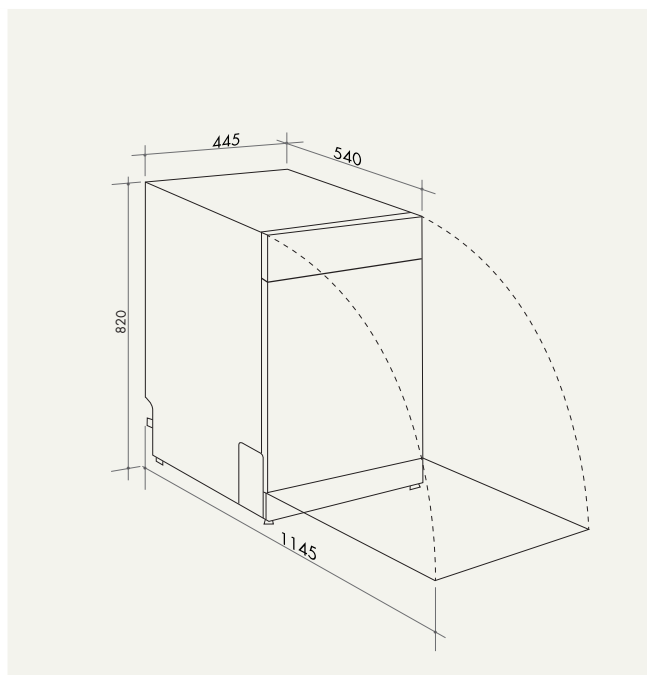
PLEASE NOTE:

All technical drawings are supplied as a general reference only. They are not to scale and are provided as a guide only. For detailed instructions, please refer to your user guide. All cutouts should only be made after physical measurement of the appliance. Appliances that require hard wiring and/or plumbing should be installed by professional tradesmen.

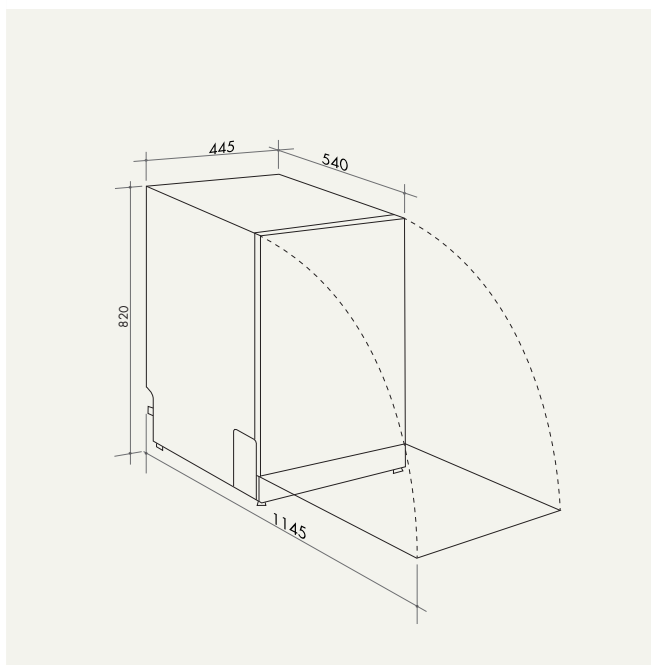
TECHNICAL INFORMATION



ADW4500X



ADWSI458X



ADWFI458

PLEASE NOTE:

All technical drawings are supplied as a general reference only. They are not to scale and are provided as a guide only. For detailed instructions, please refer to your user guide. All cutouts should only be made after physical measurement of the appliance. Appliances that require hard wiring and/or plumbing should be installed by professional tradesmen.

LAUNDRY | CLOTHES DRYER

ACD45A front-load clothes dryer

- white enamel
- 4.5kg dry weight capacity
- PTC heating element (quick dry)
- stainless steel drum
- automatic overheat cutoff
- easy-to-clean double-layer flint filter
- high-speed rotating turbo fan
- automatic disinfection
- child safety lock
- auto stop when door opened
- upright floor mounted
- upside-down wall mounted
- inner drum speed: 50 rpm
- thermostat: 60°C
- centrifugal blast type motor
- mechanical controls
- input power: 800–1400W
- heating power: 700/1300W
- motor output power: 90W
- <6% residual water
- drying time setting: 0–200 minutes
- drum dimensions: 560x304mm
- net weight: 20kg
- direct ducting: rear vent for optional fitting of supplied flexible ducting kit
- one-way drum rotation

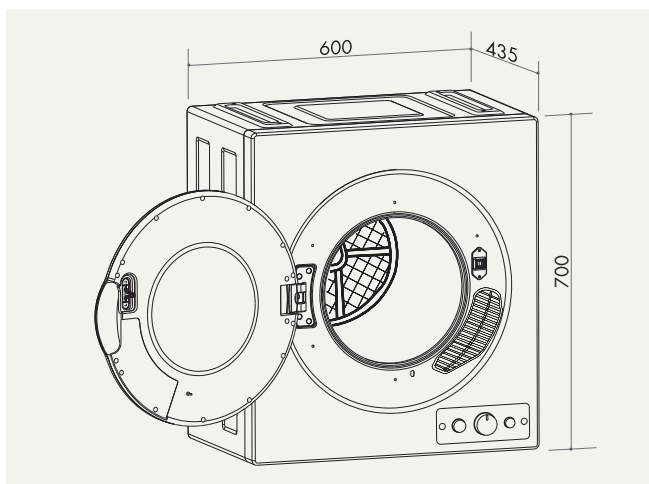
60CM
WIDE

WARRANTY
24
MONTHS

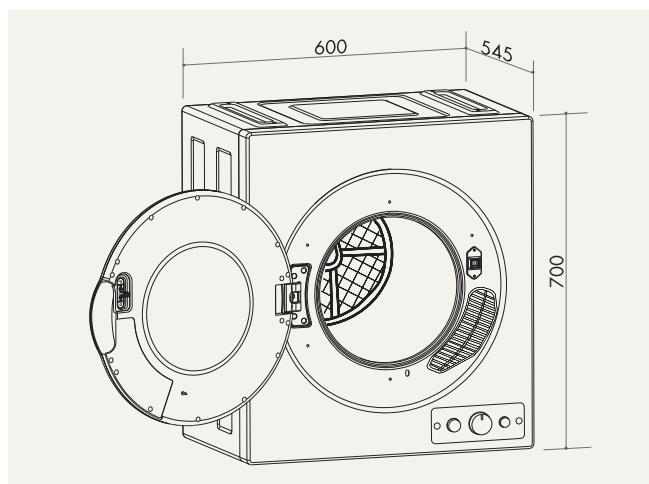


① 600W x 435D x 700H
220–240 V, 50Hz
2.2m power cord with 3-pin 10 AMP plug

ALSO AVAILABLE: ACD60A 6kg dryer



ACD45A



ACD60A

LAUNDRY | FRONT-LOAD WASHER/DRYER

AWD845W 8kg front-load washer/dryer

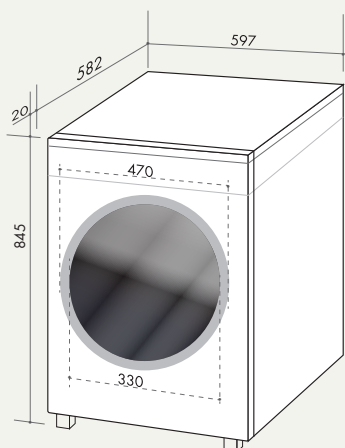


597W x 582 (+20mm door) D x 845H
white enamel exterior
stainless steel drum
8kg washing | 4.5kg drying capacity

MEPS rating: 4 Star
WELS rating: 4.5 Star
Drying rating: 2.5 Star

- 15 programs
- spin speed 1400 rpm (maximum)
- active jet system
- capacitive touch buttons
- ECO time feature
- load sensing
- detergent dosage
- DC motor
- ECO-Logic system
- foam protection
- unbalance control system
- overflow protection
- failure detection system
- child lock
- washing cycle indicator
- time delay button
- LCD display
- time remaining indicator
- removable top cover
- adjustable feet
- cold water connection only

3-pin 10 amp plug



AWD845W

EXTRA FUNCTIONS

- 3 drying settings: cupboard, iron, hanger
- 30, 60 or 90 minute drying
- washing temperature setting
- spin speed setting
- start and end time setting
- real-time clock setting
- visual display for language, brightness, contrast and buzzer sound personal settings; option to reset to factory settings
- pre-wash
- extra rinse
- easy ironing



DISCLAIMER

Worldwide Appliances PTY LTD, trading as ARTUSI, is continually seeking ways to improve the design specifications, aesthetics and production techniques of its products. As a result alterations to our products and designs take place continually. Whilst every effort is made to produce information and literature that is up to date, this brochure should not be regarded as an infallible guide to the current specifications, nor does it constitute an offer for the sale of any particular product. Product dimensions indicated in our literature is indicative only. Actual product only should be used to define dimension cutouts. Distributors, and retailers are not agents of ARTUSI and are not authorised to bind ARTUSI by any express or implied undertaking or representation.

Pellegrino Artusi



artusi.com.au

Showrooms and Offices

NSW & ACT
(head office)

48 Moore Street
Leichhardt
02 8569 4699

VIC | SA

1211 Toorak Road
CAMBERWELL
03 9809 2155

TASMANIA

Crisp Ikin
3 Pear Avenue
DERWENT PARK 7009
03 6272 7386

QLD

1/42 Cavendish Road
COORPAROO
07 3397 0850

WA | NT

10/55 Howe Street
OSBORNE PARK
08 9201 9188

New Zealand

PO Box 11.160
Sockburn Christchurch
0508 458 369

P: 1300 694 583